

GWD-R-P  
NML-WG  
nml-wg@ogf.org

Jeroen van der Ham, UvA (editor)  
Freek Dijkstra, SURFsara  
Roman Łapacz, PSNC  
Jason Zurawski, Internet2

September 2012

# Network Markup Language Base Schema version 1

## Status of This Document

Group Working Draft (GWD), candidate Recommendations Proposed (R-P).

## Copyright Notice

Copyright © Open Grid Forum (2008-2012). Some Rights Reserved. Distribution is unlimited.

## Abstract

This document describes a set of normative schemas which allow the description of computer network topologies.

## Contents

Abstract . . . . .	1
Contents . . . . .	1
1 Introduction . . . . .	4
1.1 Context . . . . .	4
1.2 Scope . . . . .	4
1.3 Notational Conventions . . . . .	5
2 NML Base Schema . . . . .	6
2.1 Classes . . . . .	6
2.1.1 Network Object . . . . .	7
2.1.2 Node . . . . .	8
2.1.3 Port . . . . .	9
2.1.4 Link . . . . .	9
2.1.5 Service . . . . .	10

2.1.6	Switching Service . . . . .	10
2.1.7	Adaptation Service . . . . .	11
2.1.8	De-adaptation Service . . . . .	12
2.1.9	Group . . . . .	13
2.1.10	Topology . . . . .	13
2.1.11	Port Group . . . . .	14
2.1.12	Link Group . . . . .	14
2.1.13	Bidirectional Port . . . . .	15
2.1.14	Bidirectional Link . . . . .	15
2.1.15	Location . . . . .	16
2.1.16	Lifetime . . . . .	16
2.1.17	Label . . . . .	17
2.1.18	Label Group . . . . .	17
2.1.19	Ordered List . . . . .	17
2.1.20	List Item . . . . .	17
2.2	Relations . . . . .	18
2.2.1	canProvidePort . . . . .	18
2.2.2	existsDuring . . . . .	19
2.2.3	hasInboundPort . . . . .	19
2.2.4	hasLabel . . . . .	20
2.2.5	hasLabelGroup . . . . .	20
2.2.6	hasLink . . . . .	20
2.2.7	hasNode . . . . .	21
2.2.8	hasOutboundPort . . . . .	21
2.2.9	hasPort . . . . .	22
2.2.10	hasService . . . . .	23
2.2.11	hasTopology . . . . .	23
2.2.12	implementedBy . . . . .	24
2.2.13	isAlias . . . . .	24
2.2.14	isSerialCompoundLink . . . . .	24
2.2.15	isSink . . . . .	25
2.2.16	isSource . . . . .	25
2.2.17	item . . . . .	25
2.2.18	locatedAt . . . . .	26
2.2.19	next . . . . .	26
2.2.20	providesLink . . . . .	26
2.2.21	providesPort . . . . .	26
2.3	Attributes . . . . .	27
2.4	Parameters . . . . .	27

3	Identifiers . . . . .	28
3.1	Schema Identifier . . . . .	28
3.2	Instance Identifiers . . . . .	28
3.2.1	Lexical Equivalence . . . . .	28
3.2.2	Further Restrictions . . . . .	29
3.2.3	Interpreting Identifiers . . . . .	29
3.2.4	Network Object Attribute Change . . . . .	29
3.3	Unnamed Objects . . . . .	30
4	Syntax . . . . .	31
4.1	XML Syntax . . . . .	31
4.2	OWL RDF/XML Syntax . . . . .	32
4.3	Combining Object Descriptions . . . . .	32
4.4	Ordered Lists . . . . .	33
5	Examples . . . . .	34
5.1	Examples in XML . . . . .	34
5.2	Examples in OWL . . . . .	38
6	Security Considerations . . . . .	42
7	Contributors . . . . .	43
8	Acknowledgments . . . . .	43
9	Intellectual Property Statement . . . . .	44
10	Disclaimer . . . . .	44
11	Full Copyright Notice . . . . .	44
A	XML Schema . . . . .	46
B	OWL Schema . . . . .	56
	References . . . . .	68
	Normative References . . . . .	68
	Informative References . . . . .	69

# 1 Introduction

This document describes the base schema of the Network Markup Language (NML). Section 2.1 defines the NML classes and their attributes and parameters. Section 2.2 describes the relations defined between NML classes.

An NML network description can be expressed in XML[XML], and RDF/XML[RDF-XML] syntax. Section A describes the XSD schema for the XML syntax. Section B describes the OWL 2 schema for the RDF/XML syntax.

These basic classes defined in this document may be extended, or sub-classed, to represent technology specific classes.

Section 5 provides example use cases. This section is informative. Only sections 2, 3, 4, and appendices A and B are normative and considered part of the recommendation.

## 1.1 Context

The Network Markup Language (NML) has been defined in the context of research and education networks to describe so-called hybrid network topologies. See [GFD.165] for an detailed overview including prior work.

## 1.2 Scope

The Network Markup Language is designed to create a functional description of multi-layer networks and multi-domain networks. An example of a multi-layered network can be a virtualised network, but also using different technologies. The multi-domain network descriptions can include aggregated or abstracted network topologies. NML can not only describe a static network topology, but also its capabilities and its configuration.

NML is aimed at logical connection-oriented network topologies. It can also be used to describe physical networks or packet-oriented networks, although the current base schema does not contain classes or properties to explicitly deal with signal degradation, or complex routing tables.

NML only attempts to describe the data plane of a computer network, not the control plane. It does contain extension mechanism to easily tie it with network provisioning standards and with network monitoring standards.

Finally, this document omits a definition for the terms *Network* or *capacity*. This has been a conscious choice. The term *Network* has become so widely used for so many diverse meanings that it is impossible to create a definition that everyone can agree on, while still

expressing something useful. See *Topology* for the concept of a network domain and a *Link* with multiple sources and sinks for the concept of a local area network. The term *capacity* is used by different technologies in such a different way (e.g. including or excluding the header and footer overhead) that it is better to let technology-specific extensions make an explicit definition.

### 1.3 Notational Conventions

The keywords “MUST”, “MUST NOT”, “REQUIRED”, “SHALL”, “SHALL NOT”, “SHOULD”, “SHOULD NOT”, “RECOMMENDED”, “MAY”, and “OPTIONAL” are to be interpreted as described in [RFC 2119].

This schema defines classes, attributes, relations, parameters and logic. Objects are instances of classes, and the type of an object is a class.

Names of classes are capitalised and written in italics (e.g. the *Node* class). Names of relations are written in camel case and in italics (e.g. the *hasNode* relation).

## 2 NML Base Schema

The NML Base schema describes an information model for computer networks. This schema is kept intentionally general, with provisions to extend the schema to describe layer-specific information.

The schema consists of classes, attributes, relations, and parameters. Classes describe types of objects and are described in section 2.1. Relations describe the relations between classes and are described in section 2.2. Attributes describe properties of classes. Attributes and parameters are described with their class description.

All classes, relations, attributes and parameters defined in this document have an identifier within the namespace `http://schemas.org/nml/2012/10/base#`.

### 2.1 Classes

Figure 1 shows an overview of all the classes in the NML schema in a UML class diagram. In the sections below we discuss each of the elements of the schema.

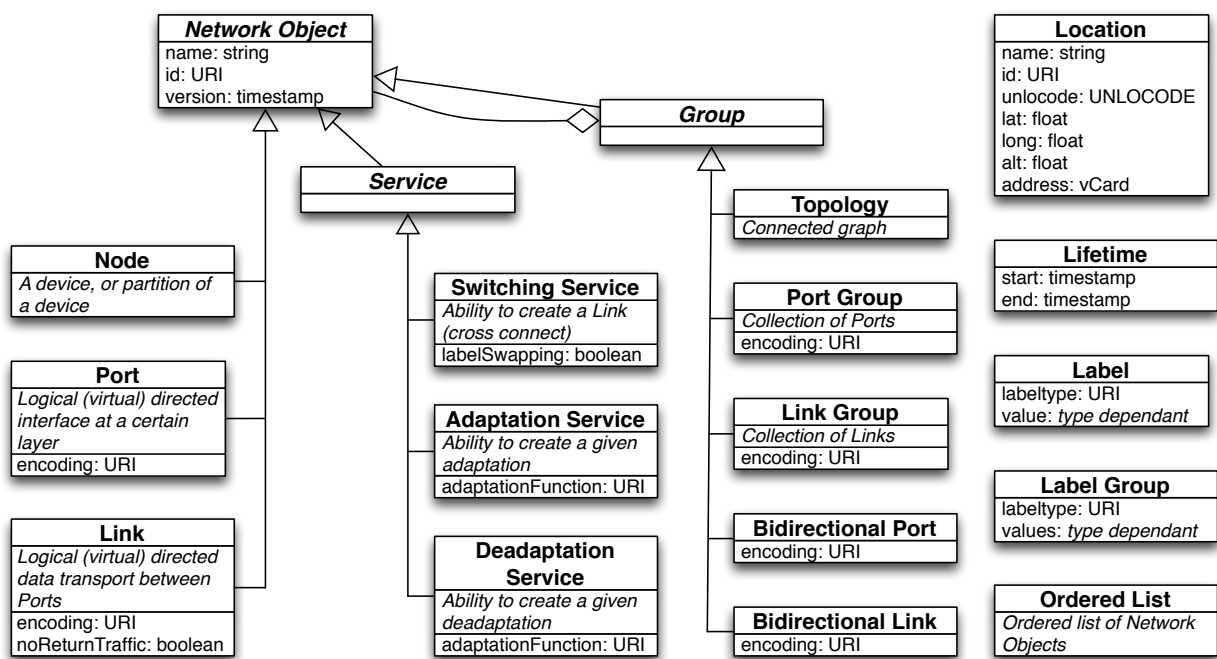


Figure 1: A UML class diagram of the classes in the NML schema and their hierarchy

### 2.1.1 Network Object

The basic abstract class of the schema is the *Network Object*. Most classes inherit from it. *Network Object* is an abstract class. It MUST NOT be instantiated directly.

A *Network Object* may have the following relations:

- *existsDuring* to one or more *Lifetimes*
- *isAlias* to one or more *Network Objects*
- *locatedAt* to one *Location*

A *Network Object* may have the following attributes:

- *id* to assign a persistent globally unique URI
- *name* to assign a human readable string
- *version* to assign a time stamp

The meaning of the *isAlias* relation is only defined for specific cases (between objects of the same concrete class), and SHOULD NOT be used between other objects.

The meaning of the *version* attribute is only defined for specific cases (in objects of the *Topology* class), and SHOULD NOT be used in other objects. Clients that receive a *version* attribute for a non-*Topology* object SHOULD ignore that attribute.

An *id* is a persistent, globally unique object identifier for the *Network Object*. The *id* SHOULD be used to refer to this object. Section 3 describes these identifiers in detail.

*name* is a human readable string. A name may be written in any language, but it is RECOMMENDED that names are chosen so that all users can easily distinguish between different names. Names are not globally unique, and two objects can have the same name. It is RECOMMENDED to use short, descriptive names. A name MUST NOT be used for anything other than display purposes. Normal Unicode recommendations apply: A name MUST NOT contain control or formatting codepoint (anything in the Other categories), and it is RECOMMENDED to only use codepoints from the Basic Multilingual Plane (BMP).

*version* is a time stamp formatted as ISO 8601 calendar date, and MUST be a basic (compact) representation with UTC timezone (*YYYYMMDDThhmmssZ*) [ISO 8601]. The time stamp can be used to publish updates of a *Topology*. If a client receives multiple *Topology* descriptions, each with a different version time stamp, the version with the latest time stamp in the past or present MUST be considered the valid description. *Topology* descriptions with a time stamp

in the future MAY be discarded or cached until the denoted time. See also the *Lifetime* object to describe historic or future network changes.

The base *Network Object* is subclassed into the top-level topology components, that are sufficient to cover the description of networks. The classes in this schema that directly inherit from *Network Object* are:

- Node
- Port
- Link
- Service
- Group

These classes are described in more detail below.

### 2.1.2 Node

A *Node* is generally a device connected to, or part of, the network. A *Node* does not necessarily correspond to a physical machine. It MAY be a virtual device or a group of devices (e.g. when used in aggregation).

*Node* inherits from *Network Object*.

A *Node* may have the following relations:

- *existsDuring* to one or more *Lifetimes*
- *hasInboundPort* to one or more *Ports* or *PortGroups*
- *hasOutboundPort* to one or more *Ports* or *PortGroups*
- *hasService* to one or more *Services* of type *Switch*
- *implementedBy* to one or more *Nodes*
- *isAlias* to one or more *Nodes*
- *locatedAt* to one *Location*

A *Node* may have the following attributes:

- *id* to assign a persistent globally unique URI
- *name* to assign a human readable string



### 2.1.3 Port

A *Port* defines connectivity from a *Network Object* to the rest of the network. A *Port* object is unidirectional. A *Port* does not necessarily correspond to a physical interface. It represents a logical transport entity at a fixed place in the network.

*Port* inherits from *Network Object*.

A *Port* may have the following relations:

- *existsDuring* to one or more *Lifetimes*
- *hasLabel* to one *Label*
- *hasService* to one or more *Services* of type *Adaptation* or type *Deadaptation*
- *isAlias* to one or more *Ports*
- *isSink* to one or more *Links*
- *isSource* to one or more *Links*

A *Port* may have the following attributes:

- *encoding* to assign a data encoding identifier
- *id* to assign a persistent globally unique URI
- *name* to assign a human readable string

The *encoding* attribute defines the format of the data streaming through the Port. The identifier for the encoding MUST be a URI. Encoding URIs SHOULD be specified in a Grid Forum Documents (GFD).

### 2.1.4 Link

A *Link* object describes a unidirectional data transport from each of its sources to all of its sinks.

A source of a Link is a Network Object that has a *isSource* relation to the Link. A sink of a Link is a Network Object that has a *isSink* relation to the Link.

A *Link* object can refer to any link connection. A link segment and an end-to-end path are both described by a *Link* object. The composition of links into a path, and decomposition into link segments is described by the *isSerialCompoundLink* relation.

*Link* inherits from *Network Object*.

A *Link* may have the following relations:

- *existsDuring* to one or more *Lifetimes*
- *hasLabel* to one *Label*
- *isAlias* to one or more *Links*
- *isSerialCompoundLink* to one *Ordered List* of *Links*

A *Link* may have the following attributes:

- *encoding* to assign a data encoding identifier
- *id* to assign a persistent globally unique URI
- *name* to assign a human readable string

A *Link* may have the following parameter:

- *noReturnTraffic*. A value of `true` changes the definition of *Link* to: data transport from each sources to all sinks, except that there is no data transport from a source to a sink if the source and sink are grouped together in a *BidirectionalPort* group. The default value of *noReturnTraffic* is `false`.

### 2.1.5 Service

*Service* describes a capability of the network. That is, it describes how the behavior can be changed dynamically.

*Service* is an abstract class. It MUST NOT be instantiated directly.

*Service* inherits from *Network Object*. A *Service* may have the same relations, attributes and parameters as a *Network Object*.

This schema defines three different services, the *SwitchingService* the *AdaptationService* and the *DeadaptationService*. These are described in more detail below.

### 2.1.6 Switching Service

A *SwitchingService* describes the ability to create new *Links* from any of its inbound *Ports* to any of its outbound *Ports*.

*SwitchingService* inherits from *Service*.

A *SwitchingService* may have the following relations:

- *existsDuring* to one or more *Lifetimes*

- *hasInboundPort* to one or more *Ports* or *PortGroups*
- *hasOutboundPort* to one or more *Ports* or *PortGroups*
- *isAlias* to one or more *Switching Services*
- *providesLink* to one or more *Links* or *LinkGroups*.

A *SwitchingService* may have the following attributes:

- *id* to assign a persistent globally unique URI
- *name* to assign a human readable string

A *SwitchingService* may have the following parameter:

- *labelSwapping*. A value of **false** adds a restriction to the *SwitchingService*: it is only able to create cross connects from an inbound *Port* to an outbound *Port* if the *Label* of the connected *Ports* has the same value. The default value is **false**.

The *providesLink* relation points to *Links* which describe the currently configured cross connects in a *SwitchingService*.

### 2.1.7 Adaptation Service

An *AdaptationService* describes the capability that data from one or more *Ports* can be embedded in the data encoding of one other *Port*. This is commonly referred to as the embedding of client layer (higher network layer) ports in a server layer (lower network layer) port. The *AdaptationService* describes a multiplexing adaptation function, meaning that different channels (the client layer ports) can be embedded in a single data stream (the server layer port). For example multiplexing several VLANs over a single trunk port.

Like *Port* and *Link*, *AdaptationService* describes a unidirectional transport function. For the inverse transport function, see *DeadaptationService*.

*AdaptationService* inherits from *Service*.

An *AdaptationService* may have the following relations:

- *canProvidePort* to one or more *Ports* or *PortGroups*
- *existsDuring* to one or more *Lifetimes*
- *isAlias* to one or more *AdaptationServices*
- *providesPort* to one or more *Ports* or *PortGroups*

An *AdaptationService* may have the following attributes:

- *adaptationFunction* to assign an adaptation technology identifier
- *id* to assign a persistent globally unique URI
- *name* to assign a human readable string

*DeadaptationService* is an inverse of *AdaptationService*. This should not be confused with an inverse multiplexing adaptation function. An inverse multiplexing adaptation function embeds a single data stream in multiple underlying data streams. To describes such a network, the experimental *parallelCompound* relation can be used, which is an experimental relation, described in a separate document [Dijkstra13].

### 2.1.8 De-adaptation Service

A *DeadaptationService* describes the capability that data of one or more ports can be extracted from the data encoding of one other port. This is commonly referred to as the extraction of client layer (higher network layer) ports from the server layer (lower network layer) port. The *DeadaptationService* describes a demultiplexing adaptation function, meaning that different channels (the client layer ports) can be extracted from a single data stream (the server layer port). For example demultiplexing several VLANs from a single trunk port.

Like *Port* and *Link*, *AdaptationService* describes a unidirectional transport function. For the inverse transport function, see *AdaptationService*.

*DeadaptationService* inherits from *Service*.

A *DeadaptationService* may have the following relations:

- *canProvidePort* to one or more *Ports* or *PortGroups*
- *existsDuring* to one or more *Lifetimes*
- *isAlias* to one or more *DeadaptationServices*
- *providesPort* to one or more *Ports* or *PortGroups*

A *DeadaptationService* may have the following attributes:

- *adaptationFunction* to assign a adaptation technology identifier
- *id* to assign a persistent globally unique URI
- *name* to assign a human readable string

### 2.1.9 Group

A *Group* describes a collections of objects. Any object can be part of a group, including another *Group*.

*Group* is an abstract class. It MUST NOT be instantiated directly.

*Group* inherits from *Network Object*. A *Group* may have the same relations, attributes and parameters as a *Network Object*.

This schema defines five different *Groups*:

- Topology
- Port Group
- Link Group
- Bidirectional Port
- Bidirectional Link

These classes are described in more detail below.

### 2.1.10 Topology

A *Topology*<sup>1</sup> is a set of connected *Network Objects*. *connected* means that there is, or it is possible to create, a data transport between any two Network Objects in the same Topology, provided that there are no policy, availability or technical restrictions.

A *Topology* may have the following relations:

- *existsDuring* to one or more *Lifetimes*
- *hasNode* to one or more *Nodes*
- *hasInboundPort* to one or more *Ports* or *PortGroups*
- *hasOutboundPort* to one or more *Ports* or *PortGroups*
- *hasService* to one or more *Service* of type *Switch*
- *hasTopology* to one or more *Topologys*
- *isAlias* to one or more *Topologys*

---

<sup>1</sup>At first this was called a Network, then Graph Network. The term Topology was suggested to avoid the confusion surrounding the overloaded term Network.

- *locatedAt* to one *Location*

A *Topology* may have the following attributes:

- *id* to assign a persistent globally unique URI
- *name* to assign a human readable string
- *version* to assign a serial number

The *version* attribute is described at the *Network Object*.

#### 2.1.11 Port Group

A *PortGroup* is an unordered set of *Ports*.

A *PortGroup* may have the following relations:

- *existsDuring* to one or more *Lifetimes*
- *hasLabelGroup* to one *LabelGroup*
- *hasPort* to one or more *Ports* or *PortGroups*
- *isAlias* to one or more *PortGroups*
- *isSink* to one or more *LinkGroups*
- *isSource* to one or more *LinkGroups*

A *PortGroup* may have the following attributes:

- *encoding* to assign a data encoding identifier
- *id* to assign a persistent globally unique URI
- *name* to assign a human readable string

#### 2.1.12 Link Group

A *LinkGroup* is an unordered set of *Links*.

A *LinkGroup* may have the following relations:

- *existsDuring* to one or more *Lifetimes*
- *hasLabelGroup* to one *LabelGroup*
- *hasLink* to one or more *Links* or *LinkGroups*

- *isAlias* to one or more *LinkGroups*
- *isSerialCompoundLink* to *Ordered List* of *LinkGroups*

A *LinkGroup* may have the following attributes:

- *id* to assign a persistent globally unique URI
- *name* to assign a human readable string

### 2.1.13 Bidirectional Port

A *BidirectionalPort* is a group of two (unidirectional) *Ports* or *PortGroups* together forming a bidirectional representation of a physical or virtual port.

A *BidirectionalPort* may have the following relations:

- *existsDuring* to one or more *Lifetimes*
- *hasPort* to exactly two *Ports* or two *PortGroups*

A *BidirectionalPort* may have the following attributes:

- *encoding* to assign a data encoding identifier
- *id* to assign a persistent globally unique URI
- *name* to assign a human readable string

### 2.1.14 Bidirectional Link

A *BidirectionalLink* is a group of two (unidirectional) *Links* or *LinkGroups* together forming a bidirectional link.

A *BidirectionalLink* may have the following relations:

- *existsDuring* to one or more *Lifetimes*
- *hasLink* to exactly two *Links* or two *LinkGroups*

A *BidirectionalLink* may have the following attributes:

- *encoding* to assign a data encoding identifier
- *id* to assign a persistent globally unique URI
- *name* to assign a human readable string

### 2.1.15 Location

A *Location* is a reference to a geographical location or area. A *Location* object can be related to other *Network Objects* to describe that these are located there. This can be relevant for network measurements, visualisations, et cetera.

A *Location* may have the following attributes:

- *id* to assign a persistent globally unique URI
- *name* to assign a human readable string
- *long* is the longitude in WGS84 coordinate system (in decimal degrees) [WGS84]
- *lat* is the latitude in WGS84 coordinate system (in decimal degrees)
- *alt* is the altitude in WGS84 coordinate system (in decimal meters)
- *unlocode* is the UN/LOCODE location identifier [UNLOCODE]
- *address* is a vCard ADR (address) property. The exact syntax of the address property is not specified, to allow other (e.g. XML or RDF) representations of the string-based format specified in [RFC 6350].

### 2.1.16 Lifetime

A *Lifetime* is an interval between which the object is said to be active. This can be used to track changes in a network, reflect dynamic operations, to help debug problems, et cetera.

A *Lifetime* MAY have the following attributes:

- *start* is the start time and date formatted as ISO 8601 calendar date, and SHOULD be a basic (compact) representation with UTC timezone (*YYYYMMDDThhmmssZ*) [ISO 8601]
- *end* is the end time and date formatted as ISO 8601 calendar date, and SHOULD be a basic (compact) representation with UTC timezone (*YYYYMMDDThhmmssZ*)

Objects with multiple lifetimes mean that the lifetime of the object is the union of all lifetimes (as opposed to a intersection).

If a Network Object has no associated Lifetime objects, or the start or end attribute of a Lifetime object is missing, the default lifetime may be assumed to start on or before the time specified in the version attribute of the most specific Topology object that contains this Network Object, and the end on or later than the version attribute of the next published Topology object.



If a Network Object has no associated Lifetime objects, and the Topology object does not have a version attribute, then the lifetime of the Network Object is undefined.

### 2.1.17 Label

A *Label* is the technology-specific value that distinguishes a single data stream (a channel) embedded in a larger data stream. The *Label* can either be a resource label (with one value), or a pair of source and destination labels (with two values) [? ]. Examples of resource labels are a VLAN number, wavelength, et cetera.

A *Label* may have the following attributes:

- *type* to refer to a technology-specific labelset
- *value* is one specific value taken from the labelset

Technology extensions of NML may define additional attributes.

This version of NML only deals with resource labels. The use of source and destination labels is considered an experimental feature [Dijkstra13].

### 2.1.18 Label Group

A *LabelGroup* is an unordered set of *Labels*.

A *LabelGroup* may have the following attributes:

- *type* to refer to a technology-specific labelset
- *values* is a set of specific values taken from the labelset

Technology extensions of NML may define additional attributes.

### 2.1.19 Ordered List

An *Ordered List* is an ordered list of *Network Objects*. These are used for the *isSerialCompoundLink* relation to an ordered list of *Links* to describe a path through the network.

The representation of an *Ordered List* depends on the syntax.

### 2.1.20 List Item

A *ListItem* is a syntactical construct which may be used by syntaxes to construct a *Ordered List*. The exact usage depends on the syntax.

## 2.2 Relations

*Relations* describe how different *Network Objects* relate to each other, typically to form a network topology description. The relations have been listed above, and are defined here (in alphabetical order). In principle a *Relation* can go from any object to any other object.

The list below make a distinction between *allowed* and *defined* relations. An *allowed* relation means it is valid NML. A *defined* relation means that it has a specific meaning, as described here.

A relation which is NOT *allowed* MUST be rejected by a client, and the sender SHOULD be notified with an error. A relation which is *allowed*, but (yet) *undefined* SHOULD be ignored by a client (either silently, or with a warning to the sender). This distinction allows future extension of NML, while retaining limited backward compatibility.

The *existsDuring*, *hasLabel*, *hasLabelGroup*, *hasLink*, *hasNode*, *hasPort*, *hasService*, *hasTopology*, *locatedAt*, *providesLink*, and *providesPort* are defined as *implicit* relations. All other relations are *explicit*. The distinction between implicit and explicit relations may be used by some syntaxes to allow a more compact network description.

### 2.2.1 canProvidePort

*canProvidePort* is used to relate an *AdaptationService* or *DeadaptationService* to one or more *Ports* or *PortGroups* to define that these can be created by that *AdaptationService* or *DeadaptationService*.

Allowed relations are:

- $\boxed{\textit{Service}}_* \xrightarrow{\textit{canProvidePort}}_* \boxed{\textit{Port}}$
- $\boxed{\textit{Service}}_* \xrightarrow{\textit{canProvidePort}}_* \boxed{\textit{PortGroup}}$

Defined relations are:

- $\boxed{\textit{AdaptationService}}_* \xrightarrow{\textit{canProvidePort}}_* \boxed{\textit{Port}}$
- $\boxed{\textit{AdaptationService}}_* \xrightarrow{\textit{canProvidePort}}_* \boxed{\textit{PortGroup}}$
- $\boxed{\textit{DeadaptationService}}_* \xrightarrow{\textit{canProvidePort}}_* \boxed{\textit{Port}}$
- $\boxed{\textit{DeadaptationService}}_* \xrightarrow{\textit{canProvidePort}}_* \boxed{\textit{PortGroup}}$

### 2.2.2 existsDuring

*existsDuring* relates one *Network Object* object to zero or more *LifeTime* objects. This defines the existence of the object at a certain time.



Objects with multiple lifetimes mean that the lifetime of the object is the union of all lifetimes (as opposed to a intersection).

If a Network Object has no associated Lifetime objects, or the start or end attribute of a Lifetime object is missing, the default lifetime may be assumed to start on or before the time specified in the version attribute of the most specific Topology object that contains this Network Object, and the end on or later than the version attribute of the next published Topology object.

If a Network Object has no associated Lifetime objects, and the Topology object does not have a version attribute, than the lifetime of the Network Object is undefined.

### 2.2.3 hasInboundPort

*hasInboundPort* defines the relation between a *Node*, a *SwitchingService* or a *Topology* and their respective *Ports* or *PortGroups*

Allowed relations are:

- $\boxed{\text{Network Object}} \xrightarrow[*]{\text{hasInboundPort}} \xrightarrow[*]{\blacktriangleright} \boxed{\text{Port}}$
- $\boxed{\text{Network Object}} \xrightarrow[*]{\text{hasInboundPort}} \xrightarrow[*]{\blacktriangleright} \boxed{\text{PortGroup}}$

Defined relations are:

- $\boxed{\text{Node}} \xrightarrow[*]{\text{hasInboundPort}} \xrightarrow[*]{\blacktriangleright} \boxed{\text{Port}}$
- $\boxed{\text{Node}} \xrightarrow[*]{\text{hasInboundPort}} \xrightarrow[*]{\blacktriangleright} \boxed{\text{PortGroup}}$
- $\boxed{\text{SwitchingService}} \xrightarrow[*]{\text{hasInboundPort}} \xrightarrow[*]{\blacktriangleright} \boxed{\text{Port}}$
- $\boxed{\text{SwitchingService}} \xrightarrow[*]{\text{hasInboundPort}} \xrightarrow[*]{\blacktriangleright} \boxed{\text{PortGroup}}$
- $\boxed{\text{Topology}} \xrightarrow[*]{\text{hasInboundPort}} \xrightarrow[*]{\blacktriangleright} \boxed{\text{Port}}$
- $\boxed{\text{Topology}} \xrightarrow[*]{\text{hasInboundPort}} \xrightarrow[*]{\blacktriangleright} \boxed{\text{PortGroup}}$

This defines that the related *Network Object* has an inbound *Port* or *PortGroup* object. The direction of the *Port* object is relative to the *Network Object* the *Port* is attached to, so in this case the traffic flows towards that *Network Object* (similarly for the *PortGroup*).

A *Network Object* with a *hasInboundPort* relation pointing to a *PortGroup* has the same meaning as defining a *hasInboundPort* relation pointing to every *Port* in that *PortGroup* (as defined by a *hasPort* relation between the *PortGroup* and *Port*).

#### 2.2.4 hasLabel

*hasLabel* assigns one *Label* to a *Port* or *Link*

Allowed relations are:

- $\boxed{Port} \underset{1}{\xrightarrow{\text{hasLabel}}} \underset{*}{\boxed{Label}}$
- $\boxed{Link} \underset{1}{\xrightarrow{\text{hasLabel}}} \underset{*}{\boxed{Label}}$

The *Label* assigned to a *Port* or *Link* is the technology label that identifies the traffic through this *Port* or *Link* (including in *Links* provided by a *SwitchingMatrix*).

A *Label* is used to distinguish a *Port* in a *PortGroup*, or distinguish a *Link* in a *LinkGroup*.

The meaning of *hasLabel* is only *defined* for a cardinality of 0 or 1.

#### 2.2.5 hasLabelGroup

*hasLabelGroup* assigns one *LabelGroup* to a *PortGroup* or *LinkGroup*

Allowed relations are:

- $\boxed{PortGroup} \underset{1}{\xrightarrow{\text{hasLabelGroup}}} \underset{*}{\boxed{LabelGroup}}$
- $\boxed{LinkGroup} \underset{1}{\xrightarrow{\text{hasLabelGroup}}} \underset{*}{\boxed{LabelGroup}}$

The *LabelGroup* assigned to this *PortGroup* or *LinkGroup* defines the *Labels* associated with the *Ports* member of that group. The size of the *LabelGroup* MUST be equal to the size of the *PortGroup*.

The meaning of *hasLabelGroup* is only defined for a cardinality of 0 or 1.

#### 2.2.6 hasLink

*hasLink* is used for:

- *BidirectionalLink* to relate exactly two *Links* or two *LinkGroups*

- *LinkGroup* to one or more *Links* or *LinkGroups* to define membership of that group

Allowed relations are:

- $\boxed{\textit{Group}}_* \xrightarrow{\textit{hasLink}}_* \boxed{\textit{Link}}$
- $\boxed{\textit{Group}}_* \xrightarrow{\textit{hasLink}}_* \boxed{\textit{LinkGroup}}$

Defined relations are:

- $\boxed{\textit{LinkGroup}}_* \xrightarrow{\textit{hasLink}}_* \boxed{\textit{Link}}$
- $\boxed{\textit{LinkGroup}}_* \xrightarrow{\textit{hasLink}}_* \boxed{\textit{LinkGroup}}$
- $\boxed{\textit{BidirectionalLink}}_* \xrightarrow{\textit{hasLink}}_2 \boxed{\textit{Link}}$
- $\boxed{\textit{BidirectionalLink}}_* \xrightarrow{\textit{hasLink}}_2 \boxed{\textit{LinkGroup}}$

The *hasLink* relationships for a *BidirectionalLink* point to the two unidirectional *Links* that together form a bidirectional connection between its respective associated *Nodes*.

The *hasLink* relationships for a *LinkGroup* define the membership of the *Links* in that *LinkGroup*.

### 2.2.7 hasNode

*hasNode* relates a *Topology* to a *Node*, meaning that a *Node* is part of a *Topology*

Allowed relations are:

- $\boxed{\textit{Network Object}}_* \xrightarrow{\textit{hasNode}}_* \boxed{\textit{Node}}$

Defined relations are:

- $\boxed{\textit{Topology}}_* \xrightarrow{\textit{hasNode}}_* \boxed{\textit{Node}}$

### 2.2.8 hasOutboundPort

*hasOutboundPort* relates either a *Node*, *SwitchingService* or a *Topology* to one or more *Ports* or *PortGroups*.

Allowed relations are:

- $\boxed{\textit{Network Object}}_* \xrightarrow{\textit{hasOutboundPort}}_* \boxed{\textit{Port}}$
- $\boxed{\textit{Network Object}}_* \xrightarrow{\textit{hasOutboundPort}}_* \boxed{\textit{PortGroup}}$

Defined relations are:

- $\boxed{Node} \xrightarrow[*]{\text{hasOutboundPort}} \boxed{Port}$
- $\boxed{Node} \xrightarrow[*]{\text{hasOutboundPort}} \boxed{PortGroup}$
- $\boxed{SwitchingService} \xrightarrow[*]{\text{hasOutboundPort}} \boxed{Port}$
- $\boxed{SwitchingService} \xrightarrow[*]{\text{hasOutboundPort}} \boxed{PortGroup}$
- $\boxed{Topology} \xrightarrow[*]{\text{hasOutboundPort}} \boxed{Port}$
- $\boxed{Topology} \xrightarrow[*]{\text{hasOutboundPort}} \boxed{PortGroup}$

This defines that the related *Network Object* has an outbound *Port* or *PortGroup* object. The direction of the *Port* object is relative to the *Network Object* the *Port* is attached to, so in this case the traffic flows away from that *Network Object* (similarly for the *PortGroup*).

A *Network Object* with a *hasOutboundPort* relation pointing to a *PortGroup* has the same meaning as defining a *hasOutboundPort* relation pointing to every *Port* in that *PortGroup* (as defined by a *hasPort* relation between the *PortGroup* and *Port*).

### 2.2.9 hasPort

*hasPort* is used for:

- *BidirectionalPort* to relate exactly two *Ports* or two *PortGroups*
- *PortGroup* to one or more *Ports* or *PortGroups*

Allowed relations are:

- $\boxed{Group} \xrightarrow[*]{\text{hasPort}} \boxed{Port}$
- $\boxed{Group} \xrightarrow[*]{\text{hasPort}} \boxed{PortGroup}$

Defined relations are:

- $\boxed{PortGroup} \xrightarrow[*]{\text{hasPort}} \boxed{Port}$
- $\boxed{PortGroup} \xrightarrow[*]{\text{hasPort}} \boxed{PortGroup}$
- $\boxed{BidirectionalPort} \xrightarrow[*]{\text{hasPort}} \boxed{2 Port}$
- $\boxed{BidirectionalPort} \xrightarrow[*]{\text{hasPort}} \boxed{2 PortGroup}$

The *hasPort* relationships for a *BidirectionalPort* point to the two unidirectional *Ports* that together form a bidirectional port for the associated *Node*.

The *hasPort* relationships for a *PortGroup* define the membership of the *Ports* in that *PortGroup*.

### 2.2.10 hasService

*hasService* relates a *Network Object* to a *Service*. This schema only defines the meaning of:

- *Port* to *AdaptationService*, relating one server-layer *Port* to an adaptation function.
- *Port* to *DeadaptationService*, relating one server-layer *Port* to a deadaptation function.
- *Node* or *Topology* to *SwitchingService*, describing a switching capability of that *Node* or *Topology*.

Allowed relations are:

- $\boxed{\text{Network Object}} \begin{array}{c} \text{hasService} \\ \blacktriangleright \end{array} \begin{array}{c} * \\ * \end{array} \boxed{\text{Service}}$

Defined relations are:

- $\boxed{\text{Port}} \begin{array}{c} \text{hasService} \\ \blacktriangleright \end{array} \begin{array}{c} 1 \\ * \end{array} \boxed{\text{AdaptationService}}$
- $\boxed{\text{Port}} \begin{array}{c} \text{hasService} \\ \blacktriangleright \end{array} \begin{array}{c} 1 \\ * \end{array} \boxed{\text{DeadaptationService}}$
- $\boxed{\text{Node}} \begin{array}{c} \text{hasService} \\ \blacktriangleright \end{array} \begin{array}{c} * \\ * \end{array} \boxed{\text{SwitchingService}}$
- $\boxed{\text{Topology}} \begin{array}{c} \text{hasService} \\ \blacktriangleright \end{array} \begin{array}{c} * \\ * \end{array} \boxed{\text{SwitchingService}}$

### 2.2.11 hasTopology

*hasTopology* defines a relation between one *Topology* to one or more *Topologies* for aggregation purposes.

Allowed relations are:

- $\boxed{\text{Network Object}} \begin{array}{c} \text{hasTopology} \\ \blacktriangleright \end{array} \begin{array}{c} * \\ * \end{array} \boxed{\text{Topology}}$

Defined relations are:

- $\boxed{\text{Topology}} \begin{array}{c} \text{hasTopology} \\ \blacktriangleright \end{array} \begin{array}{c} * \\ * \end{array} \boxed{\text{Topology}}$

## 2.2.12 implementedBy

*implementedBy* relates a *Node* to one or more *Nodes* to describe virtualization.

Allowed relations are:

- $\boxed{\text{Network Object}} \xrightarrow[*]{\text{implementedBy}} \boxed{\text{Network Object}}$

Defined relations are:

- $\boxed{\text{Node}} \xrightarrow[*]{\text{implementedBy}} \boxed{\text{Node}}$

## 2.2.13 isAlias

*isAlias* is a relation from a *Network Object* to a *Network Object* to describe that one can be used as the alias of another.

Allowed relations are:

- $\boxed{\text{Network Object}} \xrightarrow[*]{\text{isAlias}} \boxed{\text{Network Object}}$

The relation is only defined if the type of both objects is the same (e.g. a *Node* can be related to another *Node*, but if it is related to a *Topology* using the *isAlias* relation, that relation is *undefined*.)

## 2.2.14 isSerialCompoundLink

*isSerialCompoundLink* is used to define that a *Link* or *LinkGroup* represents an ordered *List* of *Links* or *LinkGroups*. This must include cross-connects.

The following relation is allowed and defined:

- $\boxed{\text{Link}} \xrightarrow[1]{\text{isSerialCompoundLink}} \boxed{\begin{array}{l} 1. \boxed{\text{Link}} \\ 2. \boxed{\text{Link}} \\ \dots \\ n. \boxed{\text{Link}} \end{array}}$

The following relation is allowed, but undefined:

- $\boxed{\text{LinkGroup}} \xrightarrow[*]{\text{isSerialCompoundLink}} \boxed{\begin{array}{l} 1. \boxed{\text{LinkGroup}} \\ 2. \boxed{\text{LinkGroup}} \\ \dots \\ n. \boxed{\text{LinkGroup}} \end{array}}$



### 2.2.15 isSink

*isSink* relates a *Port* to one *Link* to define the outgoing traffic port, and similarly for *PortGroup* and *LinkGroup*.

Allowed relations are:

- $\boxed{\text{Network Object}}_* \xrightarrow{\text{isSink}}_* \boxed{\text{Link}}$
- $\boxed{\text{Network Object}}_* \xrightarrow{\text{isSink}}_* \boxed{\text{LinkGroup}}$

Defined relations are:

- $\boxed{\text{Port}}_* \xrightarrow{\text{isSink}}_* \boxed{\text{Link}}$
- $\boxed{\text{PortGroup}}_* \xrightarrow{\text{isSink}}_* \boxed{\text{LinkGroup}}$

*isSink* between a *PortGroups* and a *LinkGroup* is *defined* only if the *PortGroup* and *LinkGroup* in question have the exact same *LabelGroup*.

### 2.2.16 isSource

*isSource* relates a *Port* to one *Link* to define its incoming traffic port, and similarly for *PortGroup* and *LinkGroup*.

Allowed relations are:

- $\boxed{\text{Network Object}}_* \xrightarrow{\text{isSource}}_* \boxed{\text{Link}}$
- $\boxed{\text{Network Object}}_* \xrightarrow{\text{isSource}}_* \boxed{\text{LinkGroup}}$

Defined relations are:

- $\boxed{\text{Port}}_* \xrightarrow{\text{isSource}}_* \boxed{\text{Link}}$
- $\boxed{\text{PortGroup}}_* \xrightarrow{\text{isSource}}_* \boxed{\text{LinkGroup}}$

*isSource* between a *PortGroups* and a *LinkGroup* is *defined* only if the *PortGroup* and *LinkGroup* in question have the exact same *LabelGroup*.

### 2.2.17 item

A *item* relation is a syntactical construct which may be used by syntaxes to construct a *Ordered List*. The exact usage depends on the syntax.

### 2.2.18 locatedAt

*locatedAt* relates a *Network Object* to one *Location* to describe that a *Network Object* is located at that *Location*.

- $\boxed{\text{Network Object}} \xrightarrow{*} \text{locatedAt} \triangleright \xrightarrow{*} \boxed{\text{Location}}$

### 2.2.19 next

*next* relation is a syntactical construct which may be used by syntaxes to construct a *Ordered List*. The exact usage depends on the syntax.

### 2.2.20 providesLink

*providesLink* is used to relate a *SwitchingService* to one or more *Links* or *LinkGroups* to define that these have been created by that *SwitchingService*.

Allowed relations are:

- $\boxed{\text{Service}} \xrightarrow{*} \text{providesLink} \triangleright \xrightarrow{*} \boxed{\text{Link}}$
- $\boxed{\text{Service}} \xrightarrow{*} \text{providesLink} \triangleright \xrightarrow{*} \boxed{\text{LinkGroup}}$

Defined relations are:

- $\boxed{\text{SwitchingService}} \xrightarrow{1} \text{providesLink} \triangleright \xrightarrow{*} \boxed{\text{Link}}$
- $\boxed{\text{SwitchingService}} \xrightarrow{1} \text{providesLink} \triangleright \xrightarrow{*} \boxed{\text{LinkGroup}}$

### 2.2.21 providesPort

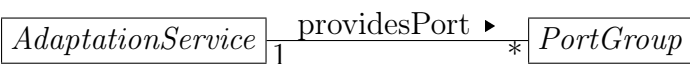
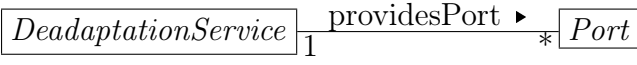

*providesPort* is used to relate an *AdaptationService* or *DeadaptationService* to one or more *Ports* or *PortGroups* to define that these have been created by that *AdaptationService* or *DeadaptationService*.

Allowed relations are:

- $\boxed{\text{Service}} \xrightarrow{*} \text{providesPort} \triangleright \xrightarrow{*} \boxed{\text{Port}}$
- $\boxed{\text{Service}} \xrightarrow{*} \text{providesPort} \triangleright \xrightarrow{*} \boxed{\text{PortGroup}}$

Defined relations are:

- $\boxed{\text{AdaptationService}} \xrightarrow{1} \text{providesPort} \triangleright \xrightarrow{*} \boxed{\text{Port}}$

- 
- 
- 

## 2.3 Attributes

*Attributes* are properties of an object. The following attributes have been defined in section 2.1.

<b>Attribute</b>	<b>Class (section)</b>
adaptationFunction	AdaptationService (2.1.7), DeadadaptationService (2.1.8)
address	Location (2.1.15)
alt	Location (2.1.15)
encoding	Port (2.1.3), Link (2.1.4), PortGroup (2.1.11), LinkGroup (2.1.12), BidirectionalPort (2.1.14), BidirectionalLink (2.1.14),
end	LifeTime (2.1.16)
id	NetworkObject (2.1.1), Location (2.1.15)
labeltype	Label (2.1.17), LabelGroup (2.1.18)
lat	Location (2.1.15)
long	Location (2.1.15)
name	NetworkObject, Location (2.1.15)
start	LifeTime (2.1.16)
unlocode	Location (2.1.15)
value	Label (2.1.17)
values	LabelGroup (2.1.18)
version	NetworkObject (2.1.1)

## 2.4 Parameters

*Parameters* are properties of an object. Parameters, like attributes, are properties of objects, but may (subtly) change the logic of the object. The following parameters have been defined in section 2.1.

<b>Parameter</b>	<b>Class (section)</b>
labelSwapping	SwitchingService (2.1.6)
noReturnTraffic	Link (2.1.4)

## 3 Identifiers

### 3.1 Schema Identifier

The namespace for the schema defined in document is `http://schemas.ogf.org/nml/base/2012/10#`.

All classes, relations, parameters and attributes defined in this document reside in this namespace. For example, the Link class is identified by `http://schemas.ogf.org/nml/2012/10/base#Link`

### 3.2 Instance Identifiers

Section 2.1.1 requires that instances of Network Objects SHOULD have an *id* attribute, which MUST be a unique URI.

Implementations that receive a network topology description MUST be prepared to accept any valid URI as an identifier.

Implementations that publish a network topology description instance identifiers MAY adhere to the syntax of Global Network Identifiers as defined in [URN-OGF-NETWORK], which ensures global uniqueness and easy recognition as Network Object instances.

Two different Network Objects instances MUST have two different identifiers.

Once an identifier is assigned to a resource, it MUST NOT be re-assigned to another resource.

A URI MAY be interpreted as an International Resource Identifier (IRI) for display purposes, but URIs from external source domains MUST NOT be IRI-normalised before transmitting to others.

#### 3.2.1 Lexical Equivalence

Two identifier are lexical equivalent if they are binary equivalent after case folding<sup>2</sup> [Unicode].

Other interpretation (such as percent-decoding or Punycode decoding [RFC 3492]) MUST NOT take place.

For the purpose of equivalence comparison, any possible fragment part or query part of the URI is considered part of the URI.

For example the following identifiers are equivalent:

---

<sup>2</sup>*Case folding* is primarily used for caseless comparison of text. *Case mapping* is used for display purposes.

- 1 - urn:ogf:network:example.net:2012:local\_string\_1234
- 2 - URN:OGF:network:EXAMPLE.NET:2012:Local\_String\_1234

While the following identifiers are not equivalent (in this case, the percentage encoding even makes URI #3 an invalid Global Network Identifier.):

- 1 - urn:ogf:network:example.net:2012:local\_string\_1234
- 3 - urn:ogf:network:example.net:2012:local%5Fstring%5F1234

### 3.2.2 Further Restrictions

An assigning organisation **MUST NOT** assign Network Object Identifier longer than 255 characters in length.

Parsers **MUST** be prepared to accept identifiers of up to 255 characters in length.

A Parser **SHOULD** verify if an identifier adheres to the general URI syntax rules, as specified in RFC 3986 [RFC 3986].

Parsers **SHOULD** reject identifiers which do not adhere to the specified rules. A parser encountering an invalid identifier **SHOULD** reply with an error code that includes the malformed identifier, but **MAY** accept the rest of the message, after purging all references to the Network Object with the malformed identifier.

### 3.2.3 Interpreting Identifiers

A Network Object identifier **MUST** be treated as a opaque string, only used to uniquely identify a Network Object. The local-part of a Global Network Identifier **MAY** have certain meaning to it's assigning organisation, but **MUST NOT** be interpreted by any other organisation.

### 3.2.4 Network Object Attribute Change

A Network Object may change during its lifetime. If these changes are so drastic that the assigning organisation considers it a completely new Network Object, the assigning organisation should be assigned a new identifier. In this case, other organisations **MUST** treat this object as completely new Network Resource.

If the assigning organisation considers the changes are small, it **MUST** retain the same identifier for the Network Object, and use some mechanism to signal it's peers of the changes in the attributes of the Network Object. An appropriate mechanism is to send a new description of the Topology or the Network Object with an updated *version* attribute.

### 3.3 Unnamed Objects

Network Objects that do not have a regular URI as id attribute, may have either:

- Have no id attribute. These are so-called *unnamed* network objects.
- Have an id attribute which is a fragment identifier only, thus an URI starting with a crosshatch (#) character. These are so-called *ad-hoc named* network objects.

A *unnamed* network object can not be referenced. A network objects generally SHOULD NOT be unnamed, since there is no possibility for an external party to refer to the object.

A *ad-hoc named* network object can only be referenced from within the same topology description. *ad-hoc ids* must be considered a syntactical construct, not as a persistent identifier. The MUST NOT be referred to from another scope or another topology description. *ad-hoc ids* SHOULD NOT be stored. If a two peers exchange topology messages, it is perfectly valid to change the ad-hoc id in each message (since they are only valid within scope of that message anyway).

A possible reason to use unnamed or ad-hoc named network objects it to make a statement such as “*Port A and Port B are grouped in a BidirectionalPort*” without actually assigning an identifier to this BidirectionalPort.

## 4 Syntax

The Network Markup Language has two different normative syntaxes. The syntaxes are in regular XML defined using an XML Schema (XSD), and another in OWL RDF/XML syntax, defined in an OWL schema. The OWL syntax is aimed at Semantic Web-oriented applications, the XML syntax is suitable for any application. These syntaxes are defined in Appendices A and B respectively.

### 4.1 XML Syntax

An NML object is represented as an XML element. For example:

```
1 <nml:BidirectionalLink />
```

An NML attribute or parameter is represented as either an XML attribute, XML child element or text value of the XML element. The table list the mapping for the attributes and parameters defined in this document:

<b>NML attribute or parameter</b>	id adaptationFunction encoding labeltype version noReturnTraffic labelSwapping	name address lat long alt unlocode start end	value values
<b>XML representation</b>	<b>Attribute</b>	<b>Child element</b>	<b>Text of element</b>

For example:

```
1 <nml:Port id="urn:ogf:network:example.net:2012:port_X.1501:in">
2   <nml:name>VLAN 1501 at Port X (in)</nml:name>
3   <nml:Label labeltype="http://schemas.ogf.org/nml/2012/10/ethernet#vlan">1501</nml:Label>
4 </nml:Port>
```

Explicit relation are represented as a `<nml:Relation>` XML element, with the domain as the parent element, and the range as the child element. Implicit relations are not given: the range object is represented as an XML child element of the domain. For example:

```
1 <nml:Port id="urn:ogf:network:example.net:2012:port_X:out">
2   <nml:Relation type="http://schemas.ogf.org/nml/2012/10/base#isSource">
3     <nml:Link id="urn:ogf:network:example.net:2012:linkA:XY"/>
```

```

4   </nml:Relation>
5 </nml:Port>

```

```

1 <nml:Topology id="urn:ogf:network:example.net:2012:Example_Network">
2   <nml:Node id="urn:ogf:network:example.net:2012:example_node"/>
3 </nml:Port>

```

## 4.2 OWL RDF/XML Syntax

An NML object is represented as an RDF subject.

An NML attribute or parameter is represented as a predicate.

For example:

```

1 <nml:Port rdf:about="urn:ogf:network:example.net:2012:port_X.1501:in">
2   <nml:name>VLAN 1501 at Port X (in)</nml:name>
3   <nml:hasLabel>
4     <nml:Label>
5       <nml:labeltype rdf:resource="http://schemas.ogf.org/nml/2012/10/ethernet#vlan"/>
6       <nml:value>1501</nml:value>
7     </nml:Label>
8   </nml:hasLabel>
9 </nml:Port>

```

Relations are represented as an RDF triplet, with the full URI of the attribute or parameter.

For example:

```

1 <nml:Port rdf:about="urn:ogf:network:example.net:2012:port_X:out">
2   <nml:isSource rdf:resource="urn:ogf:network:example.net:2012:linkA:XY"/>
3 </nml:Port>

```

## 4.3 Combining Object Descriptions

A given object may have multiple attributes and relations. These attributes and relations may be described in different places in a syntax. It is up to the parser to combine all attributes and relations.

NML currently does not have a mechanism to check if a given description of an object is *complete*. Thus, it does not distinguish between a full description of an object or merely a pointer to an object.

Parsers should be aware that the NML descriptions do not provide any guarantee regarding the integrity nor the authenticity of the description. Parsers are advised to use external



mechanism to avoid that an erroneous description of an object in one (possibly malicious) topology description pollutes a correct description of the same object in another topology description.

#### 4.4 Ordered Lists

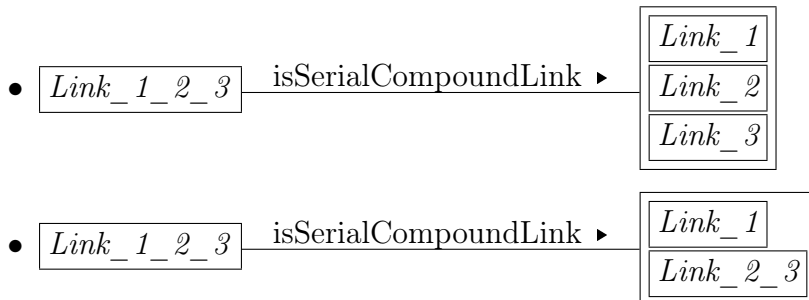
The range of an *isSerialCompoundLink* relation is an *Ordered List*.

Neither XML nor OWL uses the *Ordered List* directly in the syntax, and have a different way of constructing ordered lists. XML lists values with additional *next* relations, while OWL uses a *ListItem* class, and the *item* and *next* relations.

A *ListItem* behaves as a class, while *item* and *next* behave like relations, with the exception that these classes and relations are local in scope.

This means that these relations are only valid within the scope of a given *Ordered List*, but may not be valid in scope of a different *Ordered List*. It also means that any identifier given to these classes may change when the objects are codified in a syntax.

For example, consider the following two decompositions of *Link* *Link\_1\_2\_3* into shorter *Links*:



In the first *Ordered List*, there is a *next* relation from *Link\_1* to *Link\_2*, while in the second *Ordered List*, the *next* relation is from *Link\_1* to *Link\_2\_3*.

In XML an *Ordered List* can be constructed by using all objects in the list as child elements, and using a *next* relation between consecutive objects in the list to denote ordering.

In OWL an *Ordered List* can be constructed by creating as many *ListItem* objects as there are items in the list. Each *ListItem* object is correlated with the actual list item using the *item* relation, while using a *next* relation to point to the following *ListItem*. A predicate points to the first *ListItem* in the *Ordered List* to point to the whole list, which is chained using the *next* relation.

See also the *isSerialCompoundLink* examples in the example section.

## 5 Examples

### 5.1 Examples in XML

The following snippets represent NML structures in the XML format.

- *Topology* (section 2.1.10)

```

1 <nml:Topology xmlns:nml="http://schemas.ogf.org/nml/2012/10/base#"
2   id="urn:ogf:network:example.net:2012:org"
3   version="20120814">
4
5   <!-- ... -->
6
7 </nml:Topology>

```

- *Node* (section 2.1.2)

```

1 <nml:Node id="urn:ogf:network:example.net:2012:nodeA">
2   <nml:name>Node_A</nml:name>
3   <nml:Location id="urn:ogf:network:example.net:2012:redcity"/>
4   <nml:Relation type="http://schemas.ogf.org/nml/2012/10/base#hasOutboundPort">
5     <nml:Port id="urn:ogf:network:example.net:2012:nodeA:port_X:out"/>
6     <nml:Port id="urn:ogf:network:example.net:2012:nodeA:port_Y:out"/>
7   </nml:Relation>
8   <nml:Relation type="http://schemas.ogf.org/nml/2012/10/base#hasInboundPort">
9     <nml:Port id="urn:ogf:network:example.net:2012:nodeA:port_X:in"/>
10    <nml:Port id="urn:ogf:network:example.net:2012:nodeA:port_Y:in"/>
11  </nml:Relation>
12 </nml:Node>

```

- *Ports*

- *UnidirectionalPort* (section 2.1.3)

```

1 <nml:Port id="urn:ogf:network:example.net:2012:port_X:out">
2   <nml:Label labeltype="http://schemas.ogf.org/nml/2012/10/ethernet#vlan">1501</nml:Label>
3 </nml:Port>

```

- *BidirectionalPort* (section 2.1.13)

```

1 <nml:BidirectionalPort id="urn:ogf:network:example.net:2012:port_X">
2   <nml:name>X</nml:name>
3   <nml:Port id="urn:ogf:network:example.net:2012:port_X:out"/>
4   <nml:Port id="urn:ogf:network:example.net:2012:port_X:in"/>
5 </nml:BidirectionalPort>

```

– *PortGroup* (section 2.1.11)

```

1 <nml:PortGroup id="urn:ogf:network:example.net:2012:portgroup_X:out">
2   <nml:LabelGroup labeltype="http://schemas.ogf.org/nml/2012/10/ethernet#vlan">
3     1780–1783
4   </nml:LabelGroup>
5 </nml:PortGroup>

```

• *Links*

– *UnidirectionalLink* (section 2.1.4)

```

1 <nml:Link id="urn:ogf:network:example.net:2012:linkA:XY"/>
2
3 <nml:Port id="urn:ogf:network:example.net:2012:port_X:out">
4   <nml:Relation type="http://schemas.ogf.org/nml/2012/10/base#isSource">
5     <nml:Link id="urn:ogf:network:example.net:2012:linkA:XY"/>
6   </nml:Relation>
7 </nml:Port>
8
9 <nml:Port id="urn:ogf:network:example.net:2012:port_Y:in">
10  <nml:Relation type="http://schemas.ogf.org/nml/2012/10/base#isSink">
11    <nml:Link id="urn:ogf:network:example.net:2012:linkA:XY"/>
12  </nml:Relation>
13 </nml:Port>

```

– *UnidirectionalLink that is composed of more than one sub-link*

```

1 <nml:Link id="urn:ogf:network:example.net:2012:link_XW">
2   <nml:Relation type="http://schemas.ogf.org/nml/2012/10/base#isSerialCompoundLink">
3     <nml:Link id="urn:ogf:network:example.net:2012:linkA:XY">
4       <nml:Relation type="http://schemas.ogf.org/nml/2012/10/base#next">
5         <nml:Link id="urn:ogf:network:example.net:2012:linkB:YZ"/>
6       </nml:Relation>
7     </nml:Link>
8     <nml:Link id="urn:ogf:network:example.net:2012:linkB:YZ">
9       <nml:Relation type="http://schemas.ogf.org/nml/2012/10/base#next">
10        <nml:Link id="urn:ogf:network:example.net:2012:linkC:ZW"/>
11      </nml:Relation>
12    </nml:Link>
13    <nml:Link id="urn:ogf:network:example.net:2012:linkC:ZW"/>
14  </nml:Relation>
15 </nml:Link>

```

– *BidirectionalLink* (section 2.1.14)

```

1 <nml:BidirectionalLink id="urn:ogf:network:example.net:2012:link_XWX">
2   <nml:name>Link between ports X and W</nml:name>
3   <nml:Link id="urn:ogf:network:example.net:2012:link_XW"/>
4   <nml:Link id="urn:ogf:network:example.net:2012:link_WX"/>
5 </nml:BidirectionalLink>

```

– *LinkGroup* (section 2.1.12)

```

1 <nml:LinkGroup id="urn:ogf:network:example.net:2012:domainy_domainx">
2   <nml:LabelGroup labeltype="http://schemas.ogf.org/nml/2012/10/ethernet#vlan">
3     1780–1783
4   </nml:LabelGroup>
5 </nml:LinkGroup>

```

• *Labels*

– *Label* (section 2.1.17)

```

1 <nml:Label labeltype="http://schemas.ogf.org/nml/2012/10/ethernet#vlan">1501</nml:Label>

```

– *LabelGroup* (section 2.1.18)

```

1 <nml:LabelGroup labeltype="http://schemas.ogf.org/nml/2012/10/ethernet#vlan">
2   1780–1783
3 </nml:LabelGroup>

```

• *Location* (section 2.1.15)

```

1 <nml:Location id="urn:ogf:network:example.net:2012:redcity">
2   <nml:name>Red City</nml:name>
3   <nml:lat>30.600</nml:lat>
4   <nml:long>12.640</nml:long>
5 </nml:Location>

```

• *Services*

– *SwitchingService* (section 2.1.6)

```

1 <nml:Node id="urn:ogf:network:example.net:2012:nodeA">
2   <nml:name>Node_A</nml:name>
3   <nml:Relation type="http://schemas.ogf.org/nml/2012/10/base#hasInboundPort">
4     <nml:Port id="urn:ogf:network:example.net:2012:nodeA:port_X:in" />
5     <nml:Port id="urn:ogf:network:example.net:2012:nodeA:port_Y:in" />
6   </nml:Relation>
7   <nml:Relation type="http://schemas.ogf.org/nml/2012/10/base#hasOutboundPort">
8     <nml:Port id="urn:ogf:network:example.net:2012:nodeA:port_X:out" />
9     <nml:Port id="urn:ogf:network:example.net:2012:nodeA:port_Y:out" />
10  </nml:Relation>
11  <nml:Relation type="http://schemas.ogf.org/nml/2012/10/base#hasService">
12    <nml:SwitchingService id="urn:ogf:network:example.net:2012:nodeA:switchingService" />
13  </nml:Relation>
14 </nml:Node>
15
16 <nml:SwitchingService id="urn:ogf:network:example.net:2012:nodeA:switchingService">

```

```

17 <nml:Relation type="http://schemas.ogf.org/nml/2012/10/base#hasInboundPort">
18   <nml:Port id="urn:ogf:network:example.net:2012:nodeA:port_X:in" />
19   <nml:Port id="urn:ogf:network:example.net:2012:nodeA:port_Y:in" />
20 </nml:Relation>
21 <nml:Relation type="http://schemas.ogf.org/nml/2012/10/base#hasOutboundPort">
22   <nml:Port id="urn:ogf:network:example.net:2012:nodeA:port_X:out"/>
23   <nml:Port id="urn:ogf:network:example.net:2012:nodeA:port_Y:out"/>
24 </nml:Relation>
25 </nml:SwitchingService>

```

– *AdaptationService* (section 2.1.7)

```

1 <nml:Port id="urn:ogf:network:example.net:2012:port_X:in">
2   <nml:Relation type="http://schemas.ogf.org/nml/2012/10/base#hasService">
3     <nml:AdaptationService id="urn:ogf:network:example.net:2012:port_X:in:adaptationService"/>
4   </nml:Relation>
5 </nml:Port>
6
7 <nml:AdaptationService
8   id="urn:ogf:network:example.net:2012:port_X:in:adaptationService">
9   <nml:Relation type="http://schemas.ogf.org/nml/2012/10/base#providesPort">
10     <nml:Port id="urn:ogf:network:example.net:2012:port_X.1501:in"/>
11   </nml:Relation>
12 </nml:AdaptationService>
13
14 <nml:Port id="urn:ogf:network:example.net:2012:port_X.1501:in">
15   <nml:Label labeltype="http://schemas.ogf.org/nml/2012/10/ethernet#vlan">1501</nml:Label>
16 </nml:Port>

```

– *DeadaptationService* (section 2.1.8)

```

1 <nml:Port id="urn:ogf:network:example.net:2012:port_X.1501:in">
2   <nml:Label labeltype="http://schemas.ogf.org/nml/2012/10/ethernet#vlan">1501</nml:Label>
3   <nml:Relation type="http://schemas.ogf.org/nml/2012/10/base#hasService">
4     <nml:DeadaptationService id="urn:ogf:network:example.net:2012:port_X.1501
5       :in:deadaptationService"/>
6   </nml:Relation>
7 </nml:Port>
8
9 <nml:DeadaptationService
10   id="urn:ogf:network:example.net:2012:port_X.1501:in:deadaptationService">
11   <nml:Relation type="http://schemas.ogf.org/nml/2012/10/base#providesPort">
12     <nml:Port id="urn:ogf:network:example.net:2012:port_X:in"/>
13   </nml:Relation>
14 </nml:DeadaptationService>

```

## 5.2 Examples in OWL

The following snippets represent NML structures in the OWL format. The namespaces used in all the examples follow the definitions of the Topology example.

- *Topology* (section 2.1.10)

```

1 <?xml version="1.0" encoding="utf-8"?>
2 <rdf:RDF
3   xmlns:nml="http://schemas.ogf.org/nml/2012/10/base#"
4   xmlns:rdf="http://www.w3.org/1999/02/22-rdf-syntax-ns#"
5   xmlns:owl="http://www.w3.org/2002/07/owl#"
6   xmlns:nml:eth="http://schemas.ogf.org/nml/2012/10/ethernet#"
7 >
8 <nml:Topology rdf:about="urn:ogf:network:example.net:2012:org">
9   <nml:version>20120814</nml:version>
10
11   <!-- ... -->
12
13 </nml:Topology>

```

- *Node* (section 2.1.2)

```

1 <nml:Node rdf:about="urn:ogf:network:example.net:2012:nodeA">
2   <nml:name>Node_A</nml:name>
3   <nml:locatedAt rdf:resource="urn:ogf:network:example.net:2012:redcity"/>
4   <nml:hasOutboundPort rdf:resource="urn:ogf:network:example.net:2012:nodeA:port_X:out"/>
5   <nml:hasOutboundPort rdf:resource="urn:ogf:network:example.net:2012:nodeA:port_Y:out"/>
6   <nml:hasInboundPort rdf:resource="urn:ogf:network:example.net:2012:nodeA:port_X:in"/>
7   <nml:hasInboundPort rdf:resource="urn:ogf:network:example.net:2012:nodeA:port_Y:in"/>
8 </nml:Node>

```

- *Ports*

- *UnidirectionalPort* (section 2.1.3)

```

1
2 <nml:Port rdf:about="urn:ogf:network:example.net:2012:port_X:out">
3   <nml:eth:vlan>1501</nml:eth:vlan>
4 </nml:Port>

```

- *BidirectionalPort* (section 2.1.13)

```

1 <nml:BidirectionalPort rdf:about="urn:ogf:network:example.net:2012:port_X">
2   <nml:name>X</nml:name>
3   <nml:hasPort rdf:resource="urn:ogf:network:example.net:2012:port_X:out"/>
4   <nml:hasPort rdf:resource="urn:ogf:network:example.net:2012:port_X:in"/>
5 </nml:BidirectionalPort>

```

– *PortGroup* (section 2.1.11)

```

1 <nml:PortGroup rdf:about="urn:ogf:network:example.net:2012:portgroup_X:out">
2   <nml:hasLabel>
3     <nml:LabelGroup labeltype="http://schemas.ogf.org/nml/2012/10/ethernet#vlan">
4       1780–1783
5     </nml:LabelGroup>
6   </nml:hasLabel>
7 </nml:PortGroup>

```

• *Links*

– *UnidirectionalLink* (section 2.1.4)

```

1 <nml:Link rdf:about="urn:ogf:network:example.net:2012:linkA:XY"/>
2
3 <nml:Port rdf:about="urn:ogf:network:example.net:2012:port_X:out">
4   <nml:isSource rdf:resource="urn:ogf:network:example.net:2012:linkA:XY"/>
5 </nml:Port>
6
7 <nml:Port id="urn:ogf:network:example.net:2012:port_Y:in">
8   <nml:isSink rdf:resource="urn:ogf:network:example.net:2012:linkA:XY"/>
9 </nml:Port>

```

– *UnidirectionalLink that is composed of more than one sub-link*

```

1 <nml:Link rdf:about="urn:ogf:network:example.net:2012:link_XW">
2   <nml:isSerialCompoundLink>
3     <nml:ListItem rdf:resource="urn:ogf:network:example.net:2012:link_XW_1">
4       <nml:item rdf:resource="urn:ogf:network:example.net:2012:linkA:XY"/>
5       <nml:next rdf:resource="urn:ogf:network:example.net:2012:link_XW_2"/>
6     </nml:ListItem>
7   </nml:isSerialCompoundLink>
8 </nml:Link>
9
10 <nml:ListItem rdf:resource="urn:ogf:network:example.net:2012:link_XW_2">
11   <nml:item rdf:resource="urn:ogf:network:example.net:2012:linkB:YZ"/>
12   <nml:next rdf:resource="urn:ogf:network:example.net:2012:link_XW_3"/>
13 </nml:ListItem>
14
15 <nml:ListItem rdf:resource="urn:ogf:network:example.net:2012:link_XW_3">
16   <nml:item rdf:resource="urn:ogf:network:example.net:2012:linkC:ZW"/>
17 </nml:ListItem>

```

– *BidirectionalLink* (section 2.1.14)

```

1 <nml:BidirectionalLink rdf:about="urn:ogf:network:example.net:2012:link_XWX">
2   <nml:name>Link between ports X and W</nml:name>
3   <nml:hasLink rdf:about="urn:ogf:network:example.net:2012:link_XW"/>
4   <nml:hasLink rdf:about="urn:ogf:network:example.net:2012:link_WX"/>
5 </nml:BidirectionalLink>

```

– *LinkGroup* (section 2.1.12)

```

1 <nml:LinkGroup rdf:about="urn:ogf:network:example.net:2012:domainy_domainx">
2   <nml:eth:vlan>1780–1783</nml:eth:vlan>
3 </nml:LinkGroup>

```

• *Labels*

– *Label* (section 2.1.17)

```

1 <rdf:Description rdf:about="http://schemas.ogf.org/nml/2012/10/ethernet#vlan">
2   <owl:subPropertyOf rdf:resource="http://schemas.ogf.org/nml/2012/10/base#hasLabel"/>
3 </rdf:Description>
4 <nml:eth:vlan>1501</nml:eth:vlan>

```

– *LabelGroup* (section 2.1.18)

```

1 <rdf:Description rdf:about="http://schemas.ogf.org/nml/2012/10/ethernet#vlan">
2   <owl:subPropertyOf rdf:resource="http://schemas.ogf.org/nml/2012/10/base#hasLabel"/>
3 </rdf:Description>
4 <nml:eth:vlan>1780–1783</nml:eth:vlan>

```

• *Location* (section 2.1.15)

```

1 <nml:Location id="urn:ogf:network:example.net:2012:redcity">
2   <nml:name>Red City</nml:name>
3   <nml:latitude>30.600</nml:latitude>
4   <nml:longitude>12.640</nml:longitude>
5 </nml:Location>

```

• *Services*

– *SwitchingService* (section 2.1.6)

```

1 <nml:Node rdf:about="urn:ogf:network:example.net:2012:nodeA">
2   <nml:name>Node_A</nml:name>
3   <nml:hasInboundPort rdf:resource="urn:ogf:network:example.net:2012:nodeA:port_X:in"/>
4   <nml:hasInboundPort rdf:resource="urn:ogf:network:example.net:2012:nodeA:port_Y:in"/>
5   <nml:hasOutboundPort rdf:resource="urn:ogf:network:example.net:2012:nodeA:port_X:out"/>
6   <nml:hasOutboundPort rdf:resource="urn:ogf:network:example.net:2012:nodeA:port_Y:out"/>
7   <nml:hasService rdf:about="urn:ogf:network:example.net:2012:nodeA:switchingService"/>
8 </nml:Node>
9
10 <nml:SwitchingService rdf:about="urn:ogf:network:example.net:2012:nodeA:switchingService">
11   <nml:hasInboundPort rdf:resource="urn:ogf:network:example.net:2012:nodeA:port_X:in"/>
12   <nml:hasInboundPort rdf:resource="urn:ogf:network:example.net:2012:nodeA:port_Y:in"/>
13   <nml:hasOutboundPort rdf:resource="urn:ogf:network:example.net:2012:nodeA:port_X:out"/>
14   <nml:hasOutboundPort rdf:resource="urn:ogf:network:example.net:2012:nodeA:port_Y:out"/>
15 </nml:SwitchingService>

```



– *AdaptationService* (section 2.1.7)

```
1 <nml:Port rdf:about="urn:ogf:network:example.net:2012:port_X:in">
2   <nml:hasService rdf:resource="urn:ogf:network:example.net:2012:port_X:in:adaptationService">
3 </nml:Port>
4
5 <nml:AdaptationService
6   rdf:about="urn:ogf:network:example.net:2012:port_X:in:adaptationService">
7   <nml:providesPort rdf:resource="urn:ogf:network:example.net:2012:port_X.1501:in"/>
8 </nml:AdaptationService>
9
10 <nml:Port rdf:about="urn:ogf:network:example.net:2012:port_X.1501:in">
11   <nml:eth:vlan>1501</nml:eth:vlan>
12 </nml:Port>
```

– *DeadaptationService* (section 2.1.8)

```
1 <nml:Port rdf:about="urn:ogf:network:example.net:2012:port_X.1501:in">
2   <nml:eth:vlan>1501</nml:eth:vlan>
3   <nml:hasService>
4     <nml:DeadaptationService
5       rdf:resource="urn:ogf:network:example.net:2012:port_X.1501:in:deadaptationService">
6       <nml:providesPort rdf:about="urn:ogf:network:example.net:2012:port_X:in"/>
7     </nml:DeadaptationService>
8   </nml:hasService>
9 </nml:Port>
```

## 6 Security Considerations

There are important security concerns associated with the generation and distribution of network topology information. For example, ISPs frequently consider network topologies to be proprietary. We do not address these concerns in this document, but implementers are encouraged to consider the security implications of generating and distributing network topology information.

Implementers should be aware that the NML descriptions do not provide any guarantee regarding their integrity nor their authenticity. The NML documents also can not provide this for the identifiers contained in the documents. Implementers should use external means of verifying the authenticity of identifiers contained in the documents.

## 7 Contributors

**Jeroen J. van der Ham (Editor)**

Faculty of Science, Informatics Institute, University of Amsterdam  
Science Park 904, 1098 XH Amsterdam  
The Netherlands  
Email: vdham@uva.nl

**Freek Dijkstra**

SURFsara  
Science Park 140, 1098 XG Amsterdam  
The Netherlands  
Email: freek.dijkstra@surfsara.nl

**Roman Łapacz**

PSNC  
ul. Noskowskiego 12/14, 61-704 Poznań  
Poland  
Email: romradz@man.poznan.pl

**Jason Zurawski**

Internet2  
1150 18th Street, NW  
Suite 900  
Washington, DC 20036  
USA  
Email: zurawski@internet2.edu

## 8 Acknowledgments

The authors like to thank the NML working group members for their patience. The NML group has operated in the web of infrastructure groups and is thankful for all the input from the NM, NMC and NSI working-groups.

## 9 Intellectual Property Statement

The OGF takes no position regarding the validity or scope of any intellectual property or other rights that might be claimed to pertain to the implementation or use of the technology described in this document or the extent to which any license under such rights might or might not be available; neither does it represent that it has made any effort to identify any such rights. Copies of claims of rights made available for publication and any assurances of licenses to be made available, or the result of an attempt made to obtain a general license or permission for the use of such proprietary rights by implementers or users of this specification can be obtained from the OGF Secretariat.

The OGF invites any interested party to bring to its attention any copyrights, patents or patent applications, or other proprietary rights which may cover technology that may be required to practice this recommendation. Please address the information to the OGF Executive Director.

## 10 Disclaimer

This document and the information contained herein is provided on an “As Is” basis and the OGF disclaims all warranties, express or implied, including but not limited to any warranty that the use of the information herein will not infringe any rights or any implied warranties of merchantability or fitness for a particular purpose.

## 11 Full Copyright Notice

Copyright © Open Grid Forum (2008-2012). Some Rights Reserved.

This document and translations of it may be copied and furnished to others, and derivative works that comment on or otherwise explain it or assist in its implementation may be prepared, copied, published and distributed, in whole or in part, without restriction of any kind, provided that the above copyright notice and this paragraph are included as references to the derived portions on all such copies and derivative works. The published OGF document from which such works are derived, however, may not be modified in any way, such as by removing the copyright notice or references to the OGF or other organizations, except as needed for the purpose of developing new or updated OGF documents in conformance with the procedures defined in the OGF Document Process, or as required to translate it into languages other than English. OGF, with the approval of its board, may remove this restriction for inclusion of OGF document content for the purpose of producing standards in cooperation with other international standards bodies.

The limited permissions granted above are perpetual and will not be revoked by the OGF or its successors or assignees.

## Appendix A XML Schema

This section describes the normative schema of XML documents using the XML Schema language.

```

1 <?xml version="1.0" encoding="UTF-8"?>
2
3
4 <!--
5
6 File: nmlbase.xsd – Main XSD schema definition
7 Version: $Id$
8 Purpose: This is the main XSD schema file, it defines the
9 general topology elements of NML.
10
11 -->
12
13 <xs:schema xmlns:xs="http://www.w3.org/2001/XMLSchema"
14           targetNamespace="http://schemas.ogf.org/nml/2012/10/base#"
15           xmlns:nml="http://schemas.ogf.org/nml/2012/10/base#"
16           elementFormDefault="qualified">
17
18
19   <xs:complexType name="NetworkObject">
20     <xs:sequence>
21       <xs:element name="name" type="xs:string" minOccurs="0" maxOccurs="1"/>
22       <xs:element name="Lifetime" type="nml:LifeTimeType" minOccurs="0" maxOccurs="1"/>
23       <xs:element name="Location" type="nml:LocationType" minOccurs="0" maxOccurs="1"/>
24     </xs:sequence>
25     <xs:attribute name="id" type="xs:anyURI" use="optional"/>
26     <xs:attribute name="version" type="xs:dateTime" use="optional"/>
27   </xs:complexType>
28
29
30   <xs:complexType name="LocationType">
31     <xs:all>
32       <xs:element name="name" type="xs:string" minOccurs="0" maxOccurs="1"/>
33       <xs:element name="long" type="xs:float" minOccurs="0" maxOccurs="1"/>
34       <xs:element name="lat" type="xs:float" minOccurs="0" maxOccurs="1"/>
35       <xs:element name="alt" type="xs:float" minOccurs="0" maxOccurs="1"/>
36       <xs:element name="unlocode" type="xs:string" minOccurs="0" maxOccurs="1"/>
37       <!-- address: rfc6351 xCard: vCard XML Representation -->
38       <xs:element name="address" minOccurs="0" maxOccurs="1">
39         <xs:complexType>
40           <xs:sequence>
41             <xs:any namespace="##other" processContents="lax" minOccurs="1" maxOccurs="unbounded"/>
42           </xs:sequence>
43         </xs:complexType>
44       </xs:element>
45     </xs:all>
46     <xs:attribute name="id" type="xs:anyURI" use="optional"/>
47   </xs:complexType>
48
49
50   <xs:complexType name="LifeTimeType">
51     <xs:sequence>
52       <xs:element name="start" type="xs:dateTime"/>

```

```

53     <xs:element name="end" type="xs:dateTime"/>
54 </xs:sequence>
55 </xs:complexType>
56
57
58 <xs:group name="Group">
59   <xs:choice>
60     <xs:element ref="nml:Topology"/>
61     <xs:element ref="nml:PortGroup"/>
62     <xs:element ref="nml:LinkGroup"/>
63     <xs:element ref="nml:BidirectionalPort"/>
64     <xs:element ref="nml:BidirectionalLink"/>
65   </xs:choice>
66 </xs:group>
67
68
69 <!-- Topology -->
70
71
72 <xs:complexType name="TopologyRelationType">
73   <xs:choice>
74     <xs:element ref="nml:Port" minOccurs="1" maxOccurs="unbounded"/>
75     <xs:element ref="nml:PortGroup" minOccurs="1" maxOccurs="unbounded"/>
76     <xs:group ref="nml:Service" minOccurs="1" maxOccurs="unbounded"/>
77     <xs:element ref="nml:Topology" minOccurs="1" maxOccurs="unbounded"/>
78   </xs:choice>
79   <xs:attribute name="type" use="required">
80     <xs:simpleType>
81       <xs:restriction base="xs:string">
82         <xs:enumeration value="http://schemas.ogf.org/nml/2012/10/base#hasInboundPort"/>
83         <xs:enumeration value="http://schemas.ogf.org/nml/2012/10/base#hasOutboundPort"/>
84         <xs:enumeration value="http://schemas.ogf.org/nml/2012/10/base#hasService"/>
85         <xs:enumeration value="http://schemas.ogf.org/nml/2012/10/base#isAlias"/>
86       </xs:restriction>
87     </xs:simpleType>
88   </xs:attribute>
89 </xs:complexType>
90
91
92 <xs:group name="BaseTopologyContent">
93   <xs:sequence>
94     <xs:element ref="nml:Link" minOccurs="0" maxOccurs="unbounded"/>
95     <xs:element ref="nml:Port" minOccurs="0" maxOccurs="unbounded"/>
96     <xs:element ref="nml:Node" minOccurs="0" maxOccurs="unbounded"/>
97     <xs:group ref="nml:Service" minOccurs="0" maxOccurs="unbounded"/>
98     <xs:group ref="nml:Group" minOccurs="0" maxOccurs="unbounded"/>
99     <xs:any namespace="##other" processContents="lax" minOccurs="0" maxOccurs="unbounded"/>
100  </xs:sequence>
101 </xs:group>
102
103
104 <xs:complexType name="TopologyType">
105   <xs:complexContent>
106     <xs:extension base="nml:NetworkObject">
107       <xs:sequence>
108         <xs:group ref="nml:BaseTopologyContent"/>
109         <xs:element name="Relation" type="nml:TopologyRelationType" minOccurs="0" maxOccurs="unbounded"/>
110       </xs:sequence>
111     </xs:extension>
112 </xs:complexContent>

```

```

113 </xs:complexType>
114
115
116 <xs:element name="Topology" type="nml:TopologyType"/>
117
118
119 <!-- Link -->
120
121
122 <xs:complexType name="LinkRelationType">
123   <xs:sequence>
124     <xs:element ref="nml:Link" minOccurs="1" maxOccurs="unbounded"/>
125   </xs:sequence>
126   <xs:attribute name="type" use="required">
127     <xs:simpleType>
128       <xs:restriction base="xs:string">
129         <xs:enumeration value="http://schemas.ogf.org/nml/2012/10/base#isAlias"/>
130         <xs:enumeration value="http://schemas.ogf.org/nml/2012/10/base#isSerialCompoundLink"/>
131         <xs:enumeration value="http://schemas.ogf.org/nml/2012/10/base#next"/>
132       </xs:restriction>
133     </xs:simpleType>
134   </xs:attribute>
135 </xs:complexType>
136
137
138 <xs:group name="BaseLinkContent">
139   <xs:sequence>
140     <xs:element ref="nml:Label" minOccurs="0"/>
141     <xs:any namespace="##other" processContents="lax" minOccurs="0" maxOccurs="unbounded"/>
142   </xs:sequence>
143 </xs:group>
144
145
146 <xs:complexType name="LinkType">
147   <xs:complexContent>
148     <xs:extension base="nml:NetworkObject">
149       <xs:sequence>
150         <xs:group ref="nml:BaseLinkContent"/>
151         <xs:element name="Relation" type="nml:LinkRelationType" minOccurs="0" maxOccurs="unbounded"/>
152       </xs:sequence>
153       <xs:attribute name="encoding" type="xs:anyURI" use="optional"/>
154       <xs:attribute name="noReturnTraffic" type="xs:boolean" use="optional"/>
155     </xs:extension>
156   </xs:complexContent>
157 </xs:complexType>
158
159
160 <xs:element name="Link" type="nml:LinkType"/>
161
162
163 <!-- Port -->
164
165
166 <xs:complexType name="PortRelationType">
167   <xs:choice>
168     <xs:element ref="nml:Link" minOccurs="1" maxOccurs="unbounded"/>
169     <xs:element ref="nml:Port" minOccurs="1" maxOccurs="unbounded"/>
170     <xs:group ref="nml:Service" minOccurs="1" maxOccurs="unbounded"/>
171   </xs:choice>
172   <xs:attribute name="type" use="required">

```



```

173     <xs:simpleType>
174       <xs:restriction base="xs:string">
175         <xs:enumeration value="http://schemas.ogf.org/nml/2012/10/base#hasService"/>
176         <xs:enumeration value="http://schemas.ogf.org/nml/2012/10/base#isAlias"/>
177         <xs:enumeration value="http://schemas.ogf.org/nml/2012/10/base#isSink"/>
178         <xs:enumeration value="http://schemas.ogf.org/nml/2012/10/base#isSource"/>
179       </xs:restriction>
180     </xs:simpleType>
181   </xs:attribute>
182 </xs:complexType>
183
184
185 <xs:group name="BasePortContent">
186   <xs:sequence>
187     <xs:element ref="nml:Label" minOccurs="0" maxOccurs="1"/>
188     <xs:any namespace="##other" processContents="lax" minOccurs="0" maxOccurs="unbounded"/>
189   </xs:sequence>
190 </xs:group>
191
192
193 <xs:complexType name="PortType">
194   <xs:complexContent>
195     <xs:extension base="nml:NetworkObject">
196       <xs:sequence>
197         <xs:group ref="nml:BasePortContent"/>
198         <xs:element name="Relation" type="nml:PortRelationType" minOccurs="0" maxOccurs="unbounded"/>
199       </xs:sequence>
200       <xs:attribute name="encoding" type="xs:anyURI" use="optional"/>
201     </xs:extension>
202   </xs:complexContent>
203 </xs:complexType>
204
205
206 <xs:element name="Port" type="nml:PortType"/>
207
208
209 <!-- Node -->
210
211
212 <xs:complexType name="NodeRelationType">
213   <xs:choice>
214     <xs:element ref="nml:Node" minOccurs="1" maxOccurs="unbounded"/>
215     <xs:element ref="nml:Port" minOccurs="1" maxOccurs="unbounded"/>
216     <xs:element ref="nml:PortGroup" minOccurs="1" maxOccurs="unbounded"/>
217     <xs:element ref="nml:SwitchingService" minOccurs="1" maxOccurs="unbounded"/>
218   </xs:choice>
219   <xs:attribute name="type" use="required">
220     <xs:simpleType>
221       <xs:restriction base="xs:string">
222         <xs:enumeration value="http://schemas.ogf.org/nml/2012/10/base#hasInboundPort"/>
223         <xs:enumeration value="http://schemas.ogf.org/nml/2012/10/base#hasOutboundPort"/>
224         <xs:enumeration value="http://schemas.ogf.org/nml/2012/10/base#hasService"/>
225         <xs:enumeration value="http://schemas.ogf.org/nml/2012/10/base#isAlias"/>
226       </xs:restriction>
227     </xs:simpleType>
228   </xs:attribute>
229 </xs:complexType>
230
231
232 <xs:complexType name="NodeType">

```

```

233     <xs:complexContent>
234       <xs:extension base="nml:NetworkObject">
235         <xs:sequence>
236           <xs:element ref="nml:Node" minOccurs="0" maxOccurs="unbounded"/>
237           <xs:element name="Relation" type="nml:NodeRelationType" minOccurs="0" maxOccurs="unbounded"/>
238           <xs:any namespace="##other" processContents="lax" minOccurs="0" maxOccurs="unbounded"/>
239         </xs:sequence>
240       </xs:extension>
241     </xs:complexContent>
242 </xs:complexType>
243
244
245 <xs:element name="Node" type="nml:NodeType"/>
246
247
248 <!-- Service -->
249
250
251 <xs:group name="Service">
252   <xs:choice>
253     <xs:element ref="nml:SwitchingService"/>
254     <xs:element ref="nml:AdaptationService"/>
255     <xs:element ref="nml:DeadaptationService"/>
256   </xs:choice>
257 </xs:group>
258
259
260 <!-- SwitchingService -->
261
262
263 <xs:complexType name="SwitchingServiceRelationType">
264   <xs:choice>
265     <xs:element ref="nml:Port" minOccurs="1" maxOccurs="unbounded"/>
266     <xs:element ref="nml:PortGroup" minOccurs="1" maxOccurs="unbounded"/>
267     <xs:element ref="nml:SwitchingService" minOccurs="1" maxOccurs="unbounded"/>
268     <xs:element ref="nml:Link" minOccurs="1" maxOccurs="unbounded"/>
269     <xs:element ref="nml:LinkGroup" minOccurs="1" maxOccurs="unbounded"/>
270   </xs:choice>
271   <xs:attribute name="type" use="required">
272     <xs:simpleType>
273       <xs:restriction base="xs:string">
274         <xs:enumeration value="http://schemas.ogf.org/nml/2012/10/base#hasInboundPort"/>
275         <xs:enumeration value="http://schemas.ogf.org/nml/2012/10/base#hasOutboundPort"/>
276         <xs:enumeration value="http://schemas.ogf.org/nml/2012/10/base#isAlias"/>
277         <xs:enumeration value="http://schemas.ogf.org/nml/2012/10/base#providesLink"/>
278       </xs:restriction>
279     </xs:simpleType>
280   </xs:attribute>
281 </xs:complexType>
282
283
284 <xs:complexType name="SwitchingServiceType">
285   <xs:complexContent>
286     <xs:extension base="nml:NetworkObject">
287       <xs:sequence>
288         <xs:element name="Relation" type="nml:SwitchingServiceRelationType" minOccurs="0" maxOccurs="unbounded
289           "/>
290       </xs:sequence>
291       <xs:attribute name="labelSwapping" type="xs:boolean" use="optional"/>
292     </xs:extension>

```

```

292     </xs:complexContent>
293 </xs:complexType>
294
295
296 <xs:element name="SwitchingService" type="nml:SwitchingServiceType"/>
297
298
299 <!-- AdaptationService -->
300
301
302 <xs:complexType name="AdaptationServiceRelationType">
303   <xs:choice>
304     <xs:element ref="nml:Port" minOccurs="1" maxOccurs="unbounded"/>
305     <xs:element ref="nml:PortGroup" minOccurs="1" maxOccurs="unbounded"/>
306     <xs:element ref="nml:AdaptationService" minOccurs="1" maxOccurs="unbounded"/>
307   </xs:choice>
308   <xs:attribute name="type" use="required">
309     <xs:simpleType>
310       <xs:restriction base="xs:string">
311         <xs:enumeration value="http://schemas.ogf.org/nml/2012/10/base#canProvidePort"/>
312         <xs:enumeration value="http://schemas.ogf.org/nml/2012/10/base#isAlias"/>
313         <xs:enumeration value="http://schemas.ogf.org/nml/2012/10/base#providesPort"/>
314       </xs:restriction>
315     </xs:simpleType>
316   </xs:attribute>
317 </xs:complexType>
318
319
320 <xs:complexType name="AdaptationServiceType">
321   <xs:complexContent>
322     <xs:extension base="nml:NetworkObject">
323       <xs:sequence>
324         <xs:element name="Relation" type="nml:AdaptationServiceRelationType" minOccurs="0" maxOccurs="
unbounded"/>
325       </xs:sequence>
326       <xs:attribute name="adaptationFunction" type="xs:anyURI" use="optional"/>
327     </xs:extension>
328   </xs:complexContent>
329 </xs:complexType>
330
331
332 <xs:element name="AdaptationService" type="nml:AdaptationServiceType"/>
333
334
335 <!-- DeadaptationService -->
336
337
338 <xs:complexType name="DeadaptationServiceRelationType">
339   <xs:choice>
340     <xs:element ref="nml:Port" minOccurs="1" maxOccurs="unbounded"/>
341     <xs:element ref="nml:PortGroup" minOccurs="1" maxOccurs="unbounded"/>
342     <xs:element ref="nml:DeadaptationService" minOccurs="1" maxOccurs="unbounded"/>
343   </xs:choice>
344   <xs:attribute name="type" use="required">
345     <xs:simpleType>
346       <xs:restriction base="xs:string">
347         <xs:enumeration value="http://schemas.ogf.org/nml/2012/10/base#canProvidePort"/>
348         <xs:enumeration value="http://schemas.ogf.org/nml/2012/10/base#isAlias"/>
349         <xs:enumeration value="http://schemas.ogf.org/nml/2012/10/base#providesPort"/>
350       </xs:restriction>

```

```

351     </xs:simpleType>
352   </xs:attribute>
353 </xs:complexType>
354
355
356 <xs:complexType name="DeadaptationServiceType">
357   <xs:complexContent>
358     <xs:extension base="nml:NetworkObject">
359       <xs:sequence>
360         <xs:element name="Relation" type="nml:DeadaptationServiceRelationType" minOccurs="0" maxOccurs="
          unbounded"/>
361       </xs:sequence>
362       <xs:attribute name="adaptationFunction" type="xs:anyURI" use="optional"/>
363     </xs:extension>
364   </xs:complexContent>
365 </xs:complexType>
366
367
368 <xs:element name="DeadaptationService" type="nml:DeadaptationServiceType"/>
369
370
371 <!-- Label -->
372
373
374 <xs:complexType name="LabelType">
375   <xs:simpleContent>
376     <xs:extension base="xs:string">
377       <xs:attribute name="labeltype" type="xs:anyURI" use="required"/>
378     </xs:extension>
379   </xs:simpleContent>
380 </xs:complexType>
381
382
383 <xs:element name="Label" type="nml:LabelType"/>
384
385
386 <!-- LinkGroup -->
387
388
389 <xs:complexType name="LinkGroupRelationType">
390   <xs:sequence>
391     <xs:element ref="nml:LinkGroup" minOccurs="1" maxOccurs="unbounded"/>
392   </xs:sequence>
393   <xs:attribute name="type" use="required">
394     <xs:simpleType>
395       <xs:restriction base="xs:string">
396         <xs:enumeration value="http://schemas.ogf.org/nml/2012/10/base#isAlias"/>
397         <xs:enumeration value="http://schemas.ogf.org/nml/2012/10/base#isSerialCompoundLink"/>
398       </xs:restriction>
399     </xs:simpleType>
400   </xs:attribute>
401 </xs:complexType>
402
403
404 <xs:group name="BaseLinkGroup">
405   <xs:sequence>
406     <xs:element ref="nml:LabelGroup" minOccurs="0" maxOccurs="unbounded"/>
407     <xs:element ref="nml:Link" minOccurs="0" maxOccurs="unbounded"/>
408     <xs:element ref="nml:LinkGroup" minOccurs="0" maxOccurs="unbounded"/>
409   </xs:sequence>

```

```

410 </xs:group>
411
412
413 <xs:complexType name="LinkGroupType">
414   <xs:complexContent>
415     <xs:extension base="nml:NetworkObject">
416       <xs:sequence>
417         <xs:group ref="nml:BaseLinkGroup"/>
418         <xs:element name="Relation" type="nml:LinkGroupRelationType" minOccurs="0" maxOccurs="unbounded"/>
419       </xs:sequence>
420     </xs:extension>
421   </xs:complexContent>
422 </xs:complexType>
423
424
425 <xs:element name="LinkGroup" type="nml:LinkGroupType"/>
426
427
428 <!-- PortGroup -->
429
430
431 <xs:complexType name="PortGroupRelationType">
432   <xs:sequence>
433     <xs:element ref="nml:PortGroup" minOccurs="1" maxOccurs="unbounded"/>
434     <xs:element ref="nml:LinkGroup" minOccurs="1" maxOccurs="unbounded"/>
435   </xs:sequence>
436   <xs:attribute name="type" use="required">
437     <xs:simpleType>
438       <xs:restriction base="xs:string">
439         <xs:enumeration value="http://schemas.ogf.org/nml/2012/10/base#isAlias"/>
440         <xs:enumeration value="http://schemas.ogf.org/nml/2012/10/base#isSink"/>
441         <xs:enumeration value="http://schemas.ogf.org/nml/2012/10/base#isSource"/>
442       </xs:restriction>
443     </xs:simpleType>
444   </xs:attribute>
445 </xs:complexType>
446
447
448 <xs:group name="BasePortGroup">
449   <xs:sequence>
450     <xs:element ref="nml:LabelGroup" minOccurs="0" maxOccurs="unbounded"/>
451     <xs:element ref="nml:Port" minOccurs="0" maxOccurs="unbounded"/>
452     <xs:element ref="nml:PortGroup" minOccurs="0" maxOccurs="unbounded"/>
453   </xs:sequence>
454 </xs:group>
455
456
457 <xs:complexType name="PortGroupType">
458   <xs:complexContent>
459     <xs:extension base="nml:NetworkObject">
460       <xs:sequence>
461         <xs:group ref="nml:BasePortGroup"/>
462         <xs:element name="Relation" type="nml:PortGroupRelationType" minOccurs="0" maxOccurs="unbounded"/>
463       </xs:sequence>
464       <xs:attribute name="encoding" type="xs:anyURI" use="optional"/>
465     </xs:extension>
466   </xs:complexContent>
467 </xs:complexType>
468
469

```

```
470 <xs:element name="PortGroup" type="nml:PortGroupType"/>
471
472
473
474 <!-- BidirectionalLink -->
475
476
477 <xs:group name="BaseBidirectionalLink">
478   <xs:choice>
479     <xs:sequence>
480       <xs:element ref="nml:Link"/>
481       <xs:element ref="nml:Link"/>
482     </xs:sequence>
483     <xs:sequence>
484       <xs:element ref="nml:LinkGroup"/>
485       <xs:element ref="nml:LinkGroup"/>
486     </xs:sequence>
487   </xs:choice>
488 </xs:group>
489
490
491 <xs:complexType name="BidirectionalLinkType">
492   <xs:complexContent>
493     <xs:extension base="nml:NetworkObject">
494       <xs:group ref="nml:BaseBidirectionalLink"/>
495     </xs:extension>
496   </xs:complexContent>
497 </xs:complexType>
498
499
500 <xs:element name="BidirectionalLink" type="nml:BidirectionalLinkType"/>
501
502
503 <!-- BidirectionalPort -->
504
505
506 <xs:group name="BaseBidirectionalPort">
507   <xs:choice>
508     <xs:sequence>
509       <xs:element ref="nml:Port"/>
510       <xs:element ref="nml:Port"/>
511     </xs:sequence>
512     <xs:sequence>
513       <xs:element ref="nml:PortGroup"/>
514       <xs:element ref="nml:PortGroup"/>
515     </xs:sequence>
516   </xs:choice>
517 </xs:group>
518
519
520 <xs:complexType name="BidirectionalPortType">
521   <xs:complexContent>
522     <xs:extension base="nml:NetworkObject">
523       <xs:group ref="nml:BaseBidirectionalPort"/>
524     </xs:extension>
525   </xs:complexContent>
526 </xs:complexType>
527
528
529 <xs:element name="BidirectionalPort" type="nml:BidirectionalPortType"/>
```

```
530
531
532 <!-- LabelGroup -->
533
534
535 <xs:complexType name="LabelGroupType">
536   <xs:simpleContent>
537     <xs:extension base="xs:string">
538       <xs:attribute name="labeltype" type="xs:anyURI" use="required"/>
539     </xs:extension>
540   </xs:simpleContent>
541 </xs:complexType>
542
543
544 <xs:element name="LabelGroup" type="nml:LabelGroupType"/>
545
546
547 </xs:schema>
```

## Appendix B OWL Schema

This section describes the normative schema of the OWL syntax using the OWL ontology definition below.

```

1 <?xml version="1.0"?>
2 <rdf:RDF xmlns="http://schemas.org/nml/2012/10/base#"
3   xml:base="http://schemas.org/nml/2012/10/base"
4   xmlns:rdfs="http://www.w3.org/2000/01/rdf-schema#"
5   xmlns:owl="http://www.w3.org/2002/07/owl#"
6   xmlns:xsd="http://www.w3.org/2001/XMLSchema#"
7   xmlns:rdf="http://www.w3.org/1999/02/22-rdf-syntax-ns#"
8   xmlns:nml="http://schemas.org/nml/2012/10/base#">
9 <owl:Ontology rdf:about="http://schemas.org/nml/2012/10/base#">
10   <rdfs:label>NML Schema</rdfs:label>
11 </owl:Ontology>
12
13
14
15 <!--
16 ////////////////////////////////////////////////////////////////////////////////////////////////////////////////////////////////////
17 //
18 // Annotation properties
19 //
20 ////////////////////////////////////////////////////////////////////////////////////////////////////////////////////////////////////
21 -->
22
23
24
25
26 <!--
27 ////////////////////////////////////////////////////////////////////////////////////////////////////////////////////////////////////
28 //
29 // Datatypes
30 //
31 ////////////////////////////////////////////////////////////////////////////////////////////////////////////////////////////////////
32 -->
33
34
35
36
37 <!--
38 ////////////////////////////////////////////////////////////////////////////////////////////////////////////////////////////////////
39 //
40 // Object Properties
41 //
42 ////////////////////////////////////////////////////////////////////////////////////////////////////////////////////////////////////
43 -->
44
45
46
47
48 <!-- http://schemas.org/nml/2012/10/base#adaptationFunction -->
49
50 <owl:ObjectProperty rdf:about="http://schemas.org/nml/2012/10/base#adaptationFunction">
51   <rdfs:domain>
52     <owl:Class>

```



```

53         <owl:unionOf rdf:parseType="Collection">
54             <rdf:Description rdf:about="http://schemas.org/nml/2012/10/base#AdaptationService"/>
55             <rdf:Description rdf:about="http://schemas.org/nml/2012/10/base#DeadaptationService"/>
56         </owl:unionOf>
57     </owl:Class>
58 </rdfs:domain>
59 </owl:ObjectProperty>
60
61
62
63 <!-- http://schemas.org/nml/2012/10/base#address -->
64
65 <owl:ObjectProperty rdf:about="http://schemas.org/nml/2012/10/base#address">
66     <rdfs:domain rdf:resource="http://schemas.org/nml/2012/10/base#Location"/>
67 </owl:ObjectProperty>
68
69
70
71 <!-- http://schemas.org/nml/2012/10/base#canProvidePort -->
72
73 <owl:ObjectProperty rdf:about="http://schemas.org/nml/2012/10/base#canProvidePort">
74     <rdfs:domain rdf:resource="http://schemas.org/nml/2012/10/base#Service"/>
75     <rdfs:range>
76         <owl:Class>
77             <owl:unionOf rdf:parseType="Collection">
78                 <rdf:Description rdf:about="http://schemas.org/nml/2012/10/base#Port"/>
79                 <rdf:Description rdf:about="http://schemas.org/nml/2012/10/base#PortGroup"/>
80             </owl:unionOf>
81         </owl:Class>
82     </rdfs:range>
83 </owl:ObjectProperty>
84
85
86
87 <!-- http://schemas.org/nml/2012/10/base#encoding -->
88
89 <owl:ObjectProperty rdf:about="http://schemas.org/nml/2012/10/base#encoding">
90     <rdfs:domain>
91         <owl:Class>
92             <owl:unionOf rdf:parseType="Collection">
93                 <rdf:Description rdf:about="http://schemas.org/nml/2012/10/base#Link"/>
94                 <rdf:Description rdf:about="http://schemas.org/nml/2012/10/base#LinkGroup"/>
95                 <rdf:Description rdf:about="http://schemas.org/nml/2012/10/base#Port"/>
96                 <rdf:Description rdf:about="http://schemas.org/nml/2012/10/base#PortGroup"/>
97             </owl:unionOf>
98         </owl:Class>
99     </rdfs:domain>
100 </owl:ObjectProperty>
101
102
103
104 <!-- http://schemas.org/nml/2012/10/base#existsDuring -->
105
106 <owl:ObjectProperty rdf:about="http://schemas.org/nml/2012/10/base#existsDuring">
107     <rdfs:domain rdf:resource="http://schemas.org/nml/2012/10/base#NetworkObject"/>
108     <rdfs:range rdf:resource="http://schemas.org/nml/2012/10/base#Lifetime"/>
109 </owl:ObjectProperty>
110
111
112

```

```

113 <!-- http://schemas.org/nml/2012/10/base#hasInboundPort -->
114
115 <owl:ObjectProperty rdf:about="http://schemas.org/nml/2012/10/base#hasInboundPort">
116   <rdfs:domain rdf:resource="http://schemas.org/nml/2012/10/base#NetworkObject"/>
117   <rdfs:range>
118     <owl:Class>
119       <owl:unionOf rdf:parseType="Collection">
120         <rdf:Description rdf:about="http://schemas.org/nml/2012/10/base#Port"/>
121         <rdf:Description rdf:about="http://schemas.org/nml/2012/10/base#PortGroup"/>
122       </owl:unionOf>
123     </owl:Class>
124   </rdfs:range>
125 </owl:ObjectProperty>
126
127
128
129 <!-- http://schemas.org/nml/2012/10/base#hasLabel -->
130
131 <owl:ObjectProperty rdf:about="http://schemas.org/nml/2012/10/base#hasLabel">
132   <rdfs:domain>
133     <owl:Class>
134       <owl:unionOf rdf:parseType="Collection">
135         <rdf:Description rdf:about="http://schemas.org/nml/2012/10/base#Link"/>
136         <rdf:Description rdf:about="http://schemas.org/nml/2012/10/base#Port"/>
137       </owl:unionOf>
138     </owl:Class>
139   </rdfs:domain>
140   <rdfs:range rdf:resource="http://schemas.org/nml/2012/10/base#Label"/>
141 </owl:ObjectProperty>
142
143
144
145 <!-- http://schemas.org/nml/2012/10/base#hasLabelGroup -->
146
147 <owl:ObjectProperty rdf:about="http://schemas.org/nml/2012/10/base#hasLabelGroup">
148   <rdfs:domain>
149     <owl:Class>
150       <owl:unionOf rdf:parseType="Collection">
151         <rdf:Description rdf:about="http://schemas.org/nml/2012/10/base#LinkGroup"/>
152         <rdf:Description rdf:about="http://schemas.org/nml/2012/10/base#PortGroup"/>
153       </owl:unionOf>
154     </owl:Class>
155   </rdfs:domain>
156   <rdfs:range rdf:resource="http://schemas.org/nml/2012/10/base#LabelGroup"/>
157 </owl:ObjectProperty>
158
159
160
161 <!-- http://schemas.org/nml/2012/10/base#hasLink -->
162
163 <owl:ObjectProperty rdf:about="http://schemas.org/nml/2012/10/base#hasLink">
164   <rdfs:domain rdf:resource="http://schemas.org/nml/2012/10/base#Group"/>
165   <rdfs:range>
166     <owl:Class>
167       <owl:unionOf rdf:parseType="Collection">
168         <rdf:Description rdf:about="http://schemas.org/nml/2012/10/base#Link"/>
169         <rdf:Description rdf:about="http://schemas.org/nml/2012/10/base#LinkGroup"/>
170       </owl:unionOf>
171     </owl:Class>
172   </rdfs:range>

```

```

173 </owl:ObjectProperty>
174
175
176
177 <!-- http://schemas.ogf.org/nml/2012/10/base#hasNode -->
178
179 <owl:ObjectProperty rdf:about="http://schemas.ogf.org/nml/2012/10/base#hasNode">
180   <rdfs:domain rdf:resource="http://schemas.ogf.org/nml/2012/10/base#NetworkObject"/>
181   <rdfs:range rdf:resource="http://schemas.ogf.org/nml/2012/10/base#Node"/>
182 </owl:ObjectProperty>
183
184
185
186 <!-- http://schemas.ogf.org/nml/2012/10/base#hasOutboundPort -->
187
188 <owl:ObjectProperty rdf:about="http://schemas.ogf.org/nml/2012/10/base#hasOutboundPort">
189   <rdfs:domain rdf:resource="http://schemas.ogf.org/nml/2012/10/base#NetworkObject"/>
190   <rdfs:range>
191     <owl:Class>
192       <owl:unionOf rdf:parseType="Collection">
193         <rdf:Description rdf:about="http://schemas.ogf.org/nml/2012/10/base#Port"/>
194         <rdf:Description rdf:about="http://schemas.ogf.org/nml/2012/10/base#PortGroup"/>
195       </owl:unionOf>
196     </owl:Class>
197   </rdfs:range>
198 </owl:ObjectProperty>
199
200
201
202 <!-- http://schemas.ogf.org/nml/2012/10/base#hasPort -->
203
204 <owl:ObjectProperty rdf:about="http://schemas.ogf.org/nml/2012/10/base#hasPort">
205   <rdfs:domain rdf:resource="http://schemas.ogf.org/nml/2012/10/base#Group"/>
206   <rdfs:range rdf:resource="http://schemas.ogf.org/nml/2012/10/base#Port"/>
207 </owl:ObjectProperty>
208
209
210
211 <!-- http://schemas.ogf.org/nml/2012/10/base#hasService -->
212
213 <owl:ObjectProperty rdf:about="http://schemas.ogf.org/nml/2012/10/base#hasService">
214   <rdfs:domain rdf:resource="http://schemas.ogf.org/nml/2012/10/base#NetworkObject"/>
215   <rdfs:range rdf:resource="http://schemas.ogf.org/nml/2012/10/base#Service"/>
216 </owl:ObjectProperty>
217
218
219
220 <!-- http://schemas.ogf.org/nml/2012/10/base#hasTopology -->
221
222 <owl:ObjectProperty rdf:about="http://schemas.ogf.org/nml/2012/10/base#hasTopology">
223   <rdfs:domain rdf:resource="http://schemas.ogf.org/nml/2012/10/base#NetworkObject"/>
224   <rdfs:range rdf:resource="http://schemas.ogf.org/nml/2012/10/base#Topology"/>
225 </owl:ObjectProperty>
226
227
228
229 <!-- http://schemas.ogf.org/nml/2012/10/base#implementedBy -->
230
231 <owl:ObjectProperty rdf:about="http://schemas.ogf.org/nml/2012/10/base#implementedBy">
232   <rdfs:domain rdf:resource="http://schemas.ogf.org/nml/2012/10/base#NetworkObject"/>

```

```

233     <rdfs:range rdf:resource="http://schemas.ogf.org/nml/2012/10/base#NetworkObject"/>
234 </owl:ObjectProperty>
235
236
237
238 <!-- http://schemas.ogf.org/nml/2012/10/base#isAlias -->
239
240 <owl:ObjectProperty rdf:about="http://schemas.ogf.org/nml/2012/10/base#isAlias">
241   <rdfs:domain rdf:resource="http://schemas.ogf.org/nml/2012/10/base#NetworkObject"/>
242   <rdfs:range rdf:resource="http://schemas.ogf.org/nml/2012/10/base#NetworkObject"/>
243 </owl:ObjectProperty>
244
245
246
247 <!-- http://schemas.ogf.org/nml/2012/10/base#isSerialCompoundLink -->
248
249 <owl:ObjectProperty rdf:about="http://schemas.ogf.org/nml/2012/10/base#isSerialCompoundLink">
250   <rdfs:domain>
251     <owl:Class>
252       <owl:unionOf rdf:parseType="Collection">
253         <rdf:Description rdf:about="http://schemas.ogf.org/nml/2012/10/base#Link"/>
254         <rdf:Description rdf:about="http://schemas.ogf.org/nml/2012/10/base#LinkGroup"/>
255       </owl:unionOf>
256     </owl:Class>
257   </rdfs:domain>
258   <rdfs:range rdf:resource="http://schemas.ogf.org/nml/2012/10/base#ListItem"/>
259 </owl:ObjectProperty>
260
261
262
263 <!-- http://schemas.ogf.org/nml/2012/10/base#isSink -->
264
265 <owl:ObjectProperty rdf:about="http://schemas.ogf.org/nml/2012/10/base#isSink">
266   <rdfs:domain rdf:resource="http://schemas.ogf.org/nml/2012/10/base#NetworkObject"/>
267   <rdfs:range>
268     <owl:Class>
269       <owl:unionOf rdf:parseType="Collection">
270         <rdf:Description rdf:about="http://schemas.ogf.org/nml/2012/10/base#Link"/>
271         <rdf:Description rdf:about="http://schemas.ogf.org/nml/2012/10/base#LinkGroup"/>
272       </owl:unionOf>
273     </owl:Class>
274   </rdfs:range>
275 </owl:ObjectProperty>
276
277
278
279 <!-- http://schemas.ogf.org/nml/2012/10/base#isSource -->
280
281 <owl:ObjectProperty rdf:about="http://schemas.ogf.org/nml/2012/10/base#isSource">
282   <rdfs:domain rdf:resource="http://schemas.ogf.org/nml/2012/10/base#NetworkObject"/>
283   <rdfs:range>
284     <owl:Class>
285       <owl:unionOf rdf:parseType="Collection">
286         <rdf:Description rdf:about="http://schemas.ogf.org/nml/2012/10/base#Link"/>
287         <rdf:Description rdf:about="http://schemas.ogf.org/nml/2012/10/base#LinkGroup"/>
288       </owl:unionOf>
289     </owl:Class>
290   </rdfs:range>
291 </owl:ObjectProperty>
292

```

```
293
294
295 <!-- http://schemas.ogf.org/nml/2012/10/base#item -->
296
297 <owl:ObjectProperty rdf:about="http://schemas.ogf.org/nml/2012/10/base#item">
298   <rdfs:domain rdf:resource="http://schemas.ogf.org/nml/2012/10/base#ListItem"/>
299 </owl:ObjectProperty>
300
301
302
303 <!-- http://schemas.ogf.org/nml/2012/10/base#labeltype -->
304
305 <owl:ObjectProperty rdf:about="http://schemas.ogf.org/nml/2012/10/base#labeltype">
306   <rdfs:domain>
307     <owl:Class>
308       <owl:unionOf rdf:parseType="Collection">
309         <rdf:Description rdf:about="http://schemas.ogf.org/nml/2012/10/base#Label"/>
310         <rdf:Description rdf:about="http://schemas.ogf.org/nml/2012/10/base#LabelGroup"/>
311       </owl:unionOf>
312     </owl:Class>
313   </rdfs:domain>
314 </owl:ObjectProperty>
315
316
317
318 <!-- http://schemas.ogf.org/nml/2012/10/base#locatedAt -->
319
320 <owl:ObjectProperty rdf:about="http://schemas.ogf.org/nml/2012/10/base#locatedAt">
321   <rdfs:domain rdf:resource="http://schemas.ogf.org/nml/2012/10/base#NetworkObject"/>
322   <rdfs:range rdf:resource="http://schemas.ogf.org/nml/2012/10/base#Location"/>
323 </owl:ObjectProperty>
324
325
326
327 <!-- http://schemas.ogf.org/nml/2012/10/base#next -->
328
329 <owl:ObjectProperty rdf:about="http://schemas.ogf.org/nml/2012/10/base#next">
330   <rdfs:domain rdf:resource="http://schemas.ogf.org/nml/2012/10/base#ListItem"/>
331   <rdfs:range rdf:resource="http://schemas.ogf.org/nml/2012/10/base#ListItem"/>
332 </owl:ObjectProperty>
333
334
335
336 <!-- http://schemas.ogf.org/nml/2012/10/base#providesLink -->
337
338 <owl:ObjectProperty rdf:about="http://schemas.ogf.org/nml/2012/10/base#providesLink">
339   <rdfs:domain rdf:resource="http://schemas.ogf.org/nml/2012/10/base#Service"/>
340   <rdfs:range>
341     <owl:Class>
342       <owl:unionOf rdf:parseType="Collection">
343         <rdf:Description rdf:about="http://schemas.ogf.org/nml/2012/10/base#Link"/>
344         <rdf:Description rdf:about="http://schemas.ogf.org/nml/2012/10/base#LinkGroup"/>
345       </owl:unionOf>
346     </owl:Class>
347   </rdfs:range>
348 </owl:ObjectProperty>
349
350
351
352 <!-- http://schemas.ogf.org/nml/2012/10/base#providesPort -->
```

```

353
354 <owl:ObjectProperty rdf:about="http://schemas.ogf.org/nml/2012/10/base#providesPort">
355   <rdfs:domain rdf:resource="http://schemas.ogf.org/nml/2012/10/base#Service"/>
356   <rdfs:range>
357     <owl:Class>
358       <owl:unionOf rdf:parseType="Collection">
359         <rdf:Description rdf:about="http://schemas.ogf.org/nml/2012/10/base#Port"/>
360         <rdf:Description rdf:about="http://schemas.ogf.org/nml/2012/10/base#PortGroup"/>
361       </owl:unionOf>
362     </owl:Class>
363   </rdfs:range>
364 </owl:ObjectProperty>
365
366
367
368 <!--
369 //////////////////////////////////////////////////////////////////////////////////////////////////////////////////
370 //
371 // Data properties
372 //
373 //////////////////////////////////////////////////////////////////////////////////////////////////////////////////
374 -->
375
376
377
378
379 <!-- http://schemas.ogf.org/nml/2012/10/base#alt -->
380
381 <owl:DatatypeProperty rdf:about="http://schemas.ogf.org/nml/2012/10/base#alt">
382   <rdfs:domain rdf:resource="http://schemas.ogf.org/nml/2012/10/base#Location"/>
383   <rdfs:range rdf:resource="http://www.w3.org/2001/XMLSchema#float"/>
384 </owl:DatatypeProperty>
385
386
387
388 <!-- http://schemas.ogf.org/nml/2012/10/base#end -->
389
390 <owl:DatatypeProperty rdf:about="http://schemas.ogf.org/nml/2012/10/base#end">
391   <rdfs:domain rdf:resource="http://schemas.ogf.org/nml/2012/10/base#Lifetime"/>
392   <rdfs:range rdf:resource="http://www.w3.org/2001/XMLSchema#dateTime"/>
393 </owl:DatatypeProperty>
394
395
396
397 <!-- http://schemas.ogf.org/nml/2012/10/base#labelSwapping -->
398
399 <owl:DatatypeProperty rdf:about="http://schemas.ogf.org/nml/2012/10/base#labelSwapping">
400   <rdfs:domain rdf:resource="http://schemas.ogf.org/nml/2012/10/base#SwitchingService"/>
401   <rdfs:range rdf:resource="http://www.w3.org/2001/XMLSchema#boolean"/>
402 </owl:DatatypeProperty>
403
404
405
406 <!-- http://schemas.ogf.org/nml/2012/10/base#lat -->
407
408 <owl:DatatypeProperty rdf:about="http://schemas.ogf.org/nml/2012/10/base#lat">
409   <rdfs:domain rdf:resource="http://schemas.ogf.org/nml/2012/10/base#Location"/>
410   <rdfs:range rdf:resource="http://www.w3.org/2001/XMLSchema#float"/>
411 </owl:DatatypeProperty>
412

```

```

413
414
415 <!-- http://schemas.ogf.org/nml/2012/10/base#long -->
416
417 <owl:DatatypeProperty rdf:about="http://schemas.ogf.org/nml/2012/10/base#long">
418   <rdfs:domain rdf:resource="http://schemas.ogf.org/nml/2012/10/base#Location"/>
419   <rdfs:range rdf:resource="http://www.w3.org/2001/XMLSchema#float"/>
420 </owl:DatatypeProperty>
421
422
423
424 <!-- http://schemas.ogf.org/nml/2012/10/base#name -->
425
426 <owl:DatatypeProperty rdf:about="http://schemas.ogf.org/nml/2012/10/base#name">
427   <rdfs:domain>
428     <owl:Class>
429       <owl:unionOf rdf:parseType="Collection">
430         <rdf:Description rdf:about="http://schemas.ogf.org/nml/2012/10/base#Location"/>
431         <rdf:Description rdf:about="http://schemas.ogf.org/nml/2012/10/base#NetworkObject"/>
432       </owl:unionOf>
433     </owl:Class>
434   </rdfs:domain>
435   <rdfs:range rdf:resource="http://www.w3.org/2001/XMLSchema#string"/>
436 </owl:DatatypeProperty>
437
438
439
440 <!-- http://schemas.ogf.org/nml/2012/10/base#noReturnTraffic -->
441
442 <owl:DatatypeProperty rdf:about="http://schemas.ogf.org/nml/2012/10/base#noReturnTraffic">
443   <rdfs:domain rdf:resource="http://schemas.ogf.org/nml/2012/10/base#Link"/>
444   <rdfs:range rdf:resource="http://www.w3.org/2001/XMLSchema#boolean"/>
445 </owl:DatatypeProperty>
446
447
448
449 <!-- http://schemas.ogf.org/nml/2012/10/base#parameter -->
450
451 <owl:DatatypeProperty rdf:about="http://schemas.ogf.org/nml/2012/10/base#parameter">
452   <rdfs:range rdf:resource="http://www.w3.org/2001/XMLSchema#string"/>
453 </owl:DatatypeProperty>
454
455
456
457 <!-- http://schemas.ogf.org/nml/2012/10/base#start -->
458
459 <owl:DatatypeProperty rdf:about="http://schemas.ogf.org/nml/2012/10/base#start">
460   <rdfs:domain rdf:resource="http://schemas.ogf.org/nml/2012/10/base#Lifetime"/>
461   <rdfs:range rdf:resource="http://www.w3.org/2001/XMLSchema#dateTime"/>
462 </owl:DatatypeProperty>
463
464
465
466 <!-- http://schemas.ogf.org/nml/2012/10/base#unlocode -->
467
468 <owl:DatatypeProperty rdf:about="http://schemas.ogf.org/nml/2012/10/base#unlocode">
469   <rdfs:domain rdf:resource="http://schemas.ogf.org/nml/2012/10/base#Location"/>
470   <rdfs:range rdf:resource="http://www.w3.org/2001/XMLSchema#string"/>
471 </owl:DatatypeProperty>
472

```

```

473
474
475 <!-- http://schemas.ogf.org/nml/2012/10/base#value -->
476
477 <owl:DatatypeProperty rdf:about="http://schemas.ogf.org/nml/2012/10/base#value">
478   <rdfs:domain rdf:resource="http://schemas.ogf.org/nml/2012/10/base#Label"/>
479   <rdfs:range rdf:resource="http://www.w3.org/2001/XMLSchema#string"/>
480 </owl:DatatypeProperty>
481
482
483
484 <!-- http://schemas.ogf.org/nml/2012/10/base#values -->
485
486 <owl:DatatypeProperty rdf:about="http://schemas.ogf.org/nml/2012/10/base#values">
487   <rdfs:domain rdf:resource="http://schemas.ogf.org/nml/2012/10/base#LabelGroup"/>
488   <rdfs:range rdf:resource="http://www.w3.org/2001/XMLSchema#string"/>
489 </owl:DatatypeProperty>
490
491
492
493 <!-- http://schemas.ogf.org/nml/2012/10/base#version -->
494
495 <owl:DatatypeProperty rdf:about="http://schemas.ogf.org/nml/2012/10/base#version">
496   <rdfs:domain rdf:resource="http://schemas.ogf.org/nml/2012/10/base#NetworkObject"/>
497   <rdfs:range rdf:resource="http://www.w3.org/2001/XMLSchema#dateTime"/>
498 </owl:DatatypeProperty>
499
500
501
502 <!--
503 ////////////////////////////////////////////////////////////////////////////////////////////////////////////////////
504 //
505 // Classes
506 //
507 ////////////////////////////////////////////////////////////////////////////////////////////////////////////////////
508 -->
509
510
511
512
513 <!-- http://schemas.ogf.org/nml/2012/10/base#AdaptationService -->
514
515 <owl:Class rdf:about="http://schemas.ogf.org/nml/2012/10/base#AdaptationService">
516   <rdfs:subClassOf rdf:resource="http://schemas.ogf.org/nml/2012/10/base#Service"/>
517 </owl:Class>
518
519
520
521 <!-- http://schemas.ogf.org/nml/2012/10/base#BidirectionalLink -->
522
523 <owl:Class rdf:about="http://schemas.ogf.org/nml/2012/10/base#BidirectionalLink">
524   <rdfs:subClassOf rdf:resource="http://schemas.ogf.org/nml/2012/10/base#Group"/>
525 </owl:Class>
526
527
528
529 <!-- http://schemas.ogf.org/nml/2012/10/base#BidirectionalPort -->
530
531 <owl:Class rdf:about="http://schemas.ogf.org/nml/2012/10/base#BidirectionalPort">
532   <rdfs:subClassOf rdf:resource="http://schemas.ogf.org/nml/2012/10/base#Group"/>

```



```
533 </owl:Class>
534
535
536
537 <!-- http://schemas.ogf.org/nml/2012/10/base#DeadaptationService -->
538
539 <owl:Class rdf:about="http://schemas.ogf.org/nml/2012/10/base#DeadaptationService">
540   <rdfs:subClassOf rdf:resource="http://schemas.ogf.org/nml/2012/10/base#Service"/>
541 </owl:Class>
542
543
544
545 <!-- http://schemas.ogf.org/nml/2012/10/base#Group -->
546
547 <owl:Class rdf:about="http://schemas.ogf.org/nml/2012/10/base#Group">
548   <rdfs:subClassOf rdf:resource="http://schemas.ogf.org/nml/2012/10/base#NetworkObject"/>
549 </owl:Class>
550
551
552
553 <!-- http://schemas.ogf.org/nml/2012/10/base#Label -->
554
555 <owl:Class rdf:about="http://schemas.ogf.org/nml/2012/10/base#Label"/>
556
557
558
559 <!-- http://schemas.ogf.org/nml/2012/10/base#LabelGroup -->
560
561 <owl:Class rdf:about="http://schemas.ogf.org/nml/2012/10/base#LabelGroup">
562   <rdfs:subClassOf rdf:resource="http://www.w3.org/2002/07/owl#Thing"/>
563 </owl:Class>
564
565
566
567 <!-- http://schemas.ogf.org/nml/2012/10/base#Lifetime -->
568
569 <owl:Class rdf:about="http://schemas.ogf.org/nml/2012/10/base#Lifetime"/>
570
571
572
573 <!-- http://schemas.ogf.org/nml/2012/10/base#Link -->
574
575 <owl:Class rdf:about="http://schemas.ogf.org/nml/2012/10/base#Link">
576   <rdfs:subClassOf rdf:resource="http://schemas.ogf.org/nml/2012/10/base#NetworkObject"/>
577 </owl:Class>
578
579
580
581 <!-- http://schemas.ogf.org/nml/2012/10/base#LinkGroup -->
582
583 <owl:Class rdf:about="http://schemas.ogf.org/nml/2012/10/base#LinkGroup">
584   <rdfs:subClassOf rdf:resource="http://schemas.ogf.org/nml/2012/10/base#Group"/>
585 </owl:Class>
586
587
588
589 <!-- http://schemas.ogf.org/nml/2012/10/base#ListItem -->
590
591 <owl:Class rdf:about="http://schemas.ogf.org/nml/2012/10/base#ListItem">
592   <rdfs:subClassOf rdf:resource="http://www.w3.org/2002/07/owl#Thing"/>
```

```
593 </owl:Class>
594
595
596 <!-- http://schemas.org/nml/2012/10/base#Location -->
597
598
599 <owl:Class rdf:about="http://schemas.org/nml/2012/10/base#Location">
600 <rdfs:subClassOf rdf:resource="http://www.w3.org/2002/07/owl#Thing"/>
601 </owl:Class>
602
603
604
605 <!-- http://schemas.org/nml/2012/10/base#NetworkObject -->
606
607 <owl:Class rdf:about="http://schemas.org/nml/2012/10/base#NetworkObject"/>
608
609
610
611 <!-- http://schemas.org/nml/2012/10/base#Node -->
612
613 <owl:Class rdf:about="http://schemas.org/nml/2012/10/base#Node">
614 <rdfs:subClassOf rdf:resource="http://schemas.org/nml/2012/10/base#NetworkObject"/>
615 </owl:Class>
616
617
618
619 <!-- http://schemas.org/nml/2012/10/base#Port -->
620
621 <owl:Class rdf:about="http://schemas.org/nml/2012/10/base#Port">
622 <rdfs:subClassOf rdf:resource="http://schemas.org/nml/2012/10/base#NetworkObject"/>
623 </owl:Class>
624
625
626
627 <!-- http://schemas.org/nml/2012/10/base#PortGroup -->
628
629 <owl:Class rdf:about="http://schemas.org/nml/2012/10/base#PortGroup">
630 <rdfs:subClassOf rdf:resource="http://schemas.org/nml/2012/10/base#Group"/>
631 </owl:Class>
632
633
634
635 <!-- http://schemas.org/nml/2012/10/base#Service -->
636
637 <owl:Class rdf:about="http://schemas.org/nml/2012/10/base#Service">
638 <rdfs:subClassOf rdf:resource="http://schemas.org/nml/2012/10/base#NetworkObject"/>
639 </owl:Class>
640
641
642
643 <!-- http://schemas.org/nml/2012/10/base#SwitchingService -->
644
645 <owl:Class rdf:about="http://schemas.org/nml/2012/10/base#SwitchingService">
646 <rdfs:subClassOf rdf:resource="http://schemas.org/nml/2012/10/base#Service"/>
647 </owl:Class>
648
649
650
651 <!-- http://schemas.org/nml/2012/10/base#Topology -->
652
```

```
653     <owl:Class rdf:about="http://schemas.org/nml/2012/10/base#Topology">
654         <rdfs:subClassOf rdf:resource="http://schemas.org/nml/2012/10/base#Group"/>
655     </owl:Class>
656 </rdf:RDF>
657
658
659
660 <!-- Generated by the OWL API (version 3.2.3.22702) http://owlapi.sourceforge.net -->
```

## References

### Normative References

- [URN-OGF-NETWORK] Freek Dijkstra, and Jeroen van der Ham. A URN Namespace for Network Resources. GWD-I *draft-gwdi-urn-ogf-network* (Work in Progress), September 2012. URL <https://forge.ogf.org/sf/go/doc16260>.
- [ISO 8601] Data elements and interchange formats – Information interchange – Representation of dates and times. ISO 8601:2004 (Third edition), December 2004. Section 4.3.2 (a), Complete representations of a date and time. Calendar date in basic format. URL [http://www.iso.org/iso/home/store/catalogue\\_ics/catalogue\\_detail\\_ics.htm?csnumber=40874](http://www.iso.org/iso/home/store/catalogue_ics/catalogue_detail_ics.htm?csnumber=40874).
- [G.800] Unified functional architecture of transport networks. ITU-T Recommendation G.800, February 2012. URL <http://www.itu.int/rec/T-REC-G.800/>.
- [RDF-XML] Dave Beckett (editor) RDF/XML Syntax Specification (Revised) W3C Recommendation 10 February 2004. URL <http://www.w3.org/TR/rdf-syntax-grammar/>.
- [RFC 2119] Scott Bradner. Key words for use in RFCs to Indicate Requirement Levels. RFC 2119 (Best Current Practice), March 1997. URL <http://tools.ietf.org/html/rfc2119>.
- [RFC 3492] A. Costello Punycode: A Bootstring encoding of Unicode for Internationalized Domain Names in Applications (IDNA) RFC 3492 (Standards Track), March 2003 URL <http://tools.ietf.org/html/rfc3492>.
- [RFC 3986] Tim Berners-Lee, Roy T. Fielding, and Larry Masinter. Uniform Resource Identifier (URI): Generic Syntax RFC 3986 (Standards Track), January 2005. URL <http://tools.ietf.org/html/rfc3986>.
- [Unicode] The Unicode Consortium. The Unicode Standard, Version 6.2.0. Mountain View, CA, USA. November 2012. ISBN 978-1-936213-07-8 Section 5.18, Case Mappings. Paragraph about Caseless Matching. Normative URL <http://www.unicode.org/versions/Unicode6.2.0/> Informative URL <ftp://ftp.unicode.org/Public/UNIDATA/CaseFolding.txt>
- [UNLOCODE] United Nations Code for Trade and Transport Locations UN/LOCODE, revision 2012-01, September 2012. URL <http://www.unece.org/cefact/locode/welcome.html>.

- [WGS84] Department of Defense World Geodetic System 1984, Its Definition and Relationships With Local Geodetic Systems NIMA Technical Report TR8350.2, Third Edition, June 2004 URL [http://earth-info.nga.mil/GandG/publications/tr8350.2/tr8350\\_2.html](http://earth-info.nga.mil/GandG/publications/tr8350.2/tr8350_2.html).
- [XML] Henry S. Thompson, David Beech, Murray Maloney and Noah Mendelsohn XML Schema Part 1: Structures Second Edition W3C Recommendation 28 October 2004. URL <http://www.w3.org/TR/xmlschema-1/>.

### Informative References

- [Dijkstra13] Freek Dijkstra, et al. Experimental Features for NML 1. Work in Progress.
- [GFD.165] Paola Grosso, Aaron Brown, Aurélien Cedeyn, Freek Dijkstra, Jeroen van der Ham, Anand Patil, Pascale Primet, Martin Swamy, and Jason Zurawski. Network Topology Descriptions in Hybrid Networks GFD 165 (Informational), March 2010. URL <http://www.ogf.org/documents/GFD.165.pdf>.
- [RFC 6350] Simon Perreault. vCard Format Specification RFC 6350 (Standards Track), August 2011. URL <http://tools.ietf.org/html/rfc6350>.
- [RFC 6351] S. Perreault. xCard: vCard XML Representation RFC 6351 (Standards Track), August 2011. URL <http://tools.ietf.org/html/rfc6351>.
- [RDFVCARD] Harry Halpin, Renato Iannella, Brian Suda, Norman Walsh Representing vCard Objects in RDF W3C Member Submission 20 January 2010. URL <http://www.w3.org/TR/vcard-rdf/>.